

# 2023 Nevada Youth State Tournament

Saturday 5:00 PM

Lanes 1 - 10

USBC Certification: 09847

Tournament Director: Ronda Lethcoe (775)750-9370

## Teams - Handicap Results Division 1: DIV01 -- Handicap Result

### Teams Division 1: DIV01

Event	HDCP	Entry				Game	Game	Game		HDCP	Series		
Place	Total	Num	Lane	Team Name	Div	Avg	HDCP	-1-	-2-	-3-	Total	Total	HDCP
1	2567	9	9	<b>Team #1</b>	DIV01								
		35		Kiana Cipra		102	106	102	106	104	312	318	630
		36		Savannah Hudgins		133	78	162	133	125	420	234	654
		30		Gabe Ruvalcaba		166	48	186	168	177	531	144	675
		33		Michael Duncan		245		219	212	177	608		608
				<b>Team Totals</b>		<b>646</b>	<b>232</b>	<b>669</b>	<b>619</b>	<b>583</b>	<b>1871</b>	<b>696</b>	<b>2567</b>
2	2505	39	2	<b>Fernley #1</b>	DIV01								
		155		Logan Scogin		158	55	88	120	182	390	165	555
		139		Emily Dominick		142	70	126	114	121	361	210	571
		156		Cody Edwards		142	70	164	168	173	505	210	715
		157		Cayden Scogin		162	52	186	184	138	508	156	664
				<b>Team Totals</b>		<b>604</b>	<b>247</b>	<b>564</b>	<b>586</b>	<b>614</b>	<b>1764</b>	<b>741</b>	<b>2505</b>
3	2493	14	16	<b>The Bell Family</b>	DIV01								
		53		Anthony Diaz		186	30	143	189	236	568	90	658
		54		Aiden Melanaphy		157	56	188	140	133	461	168	629
		55		Nolan Pedersen		178	37	161	185	146	492	111	603
		52		Shane Shook		195	22	196	168	173	537	66	603
				<b>Team Totals</b>		<b>716</b>	<b>145</b>	<b>688</b>	<b>682</b>	<b>688</b>	<b>2058</b>	<b>435</b>	<b>2493</b>
4	2486	16	19	<b>Do Better, It's Fine</b>	DIV01								
		56		Khia Dunbar		153	60	141	155	142	438	180	618
		60		Emilee Elzy		136	75	134	135	139	408	225	633
		53		Anthony Diaz		186	30	163	170	208	541	90	631
		62		Alena Camacho		135	76	118	143	115	376	228	604
				<b>Team Totals</b>		<b>610</b>	<b>241</b>	<b>556</b>	<b>603</b>	<b>604</b>	<b>1763</b>	<b>723</b>	<b>2486</b>
5	2476	11	1	<b>The Strange and Unusua</b>	DIV01								
		42		Hailey Havel		162	52	126	136	189	451	156	607
		43		Isaiah DeTullio		165	49	182	171	144	497	147	644
		44		Aiden Marshall		172	43	172	123	166	461	129	590
		45		Kylie Smith		183	33	155	205	176	536	99	635
				<b>Team Totals</b>		<b>682</b>	<b>177</b>	<b>635</b>	<b>635</b>	<b>675</b>	<b>1945</b>	<b>531</b>	<b>2476</b>
6	2455	15	11	<b>CCUSBC #1</b>	DIV01								
		55		Nolan Pedersen		178	37	169	156	151	476	111	587
		57		Deandre Paplia		143	69	159	139	160	458	207	665
		58		Dylan Dyer		127	83	143	83	119	345	249	594
		59		Zayden Dunbar		155	58	148	138	149	435	174	609
				<b>Team Totals</b>		<b>603</b>	<b>247</b>	<b>619</b>	<b>516</b>	<b>579</b>	<b>1714</b>	<b>741</b>	<b>2455</b>
7	2433	18	3	<b>Misfits</b>	DIV01								
		54		Aiden Melanaphy		157	56	127	138	144	409	168	577
		67		Joseph Cronan		126	84	100	101	126	327	252	579
		68		Jake Ellis-Cronan		146	66	131	141	192	464	198	662
		69		Asher Lucas		141	71	116	145	141	402	213	615
				<b>Team Totals</b>		<b>570</b>	<b>277</b>	<b>474</b>	<b>525</b>	<b>603</b>	<b>1602</b>	<b>831</b>	<b>2433</b>
8	2431	13	1	<b>The Sharp Family</b>	DIV01								
		50		Kaylee Redus		137	74	148	141	114	403	222	625
		38		Adaline Clark		84	122	115	78	112	305	366	671
		51		Parker McLaren		145	67	123	129	144	396	201	597
		52		Shane Shook		195	22	148	139	185	472	66	538
				<b>Team Totals</b>		<b>561</b>	<b>285</b>	<b>534</b>	<b>487</b>	<b>555</b>	<b>1576</b>	<b>855</b>	<b>2431</b>
9	2428	35	2	<b>Heimbruch #1</b>	DIV01								
		139		Emily Dominick		142	70	148	152	110	410	210	620

Event	HDCP	Entry				Game	Game	Game		HDCP	Series		
Place	Total	Num	Lane	Team Name	Div	Avg	HDCP	-1-	-2-	-3-	Total	Total	HDCP
		44		Aiden Marshall		172	43	140	160	126	426	129	555
		140		Drayke Simonson		158	55	137	183	155	475	165	640
		141		Jason Heimbruch		170	45	207	163	108	478	135	613
				<b>Team Totals</b>		<b>642</b>	<b>213</b>	<b>632</b>	<b>658</b>	<b>499</b>	<b>1789</b>	<b>639</b>	<b>2428</b>
<b>10</b>	<b>2388</b>	<b>3</b>	<b>15</b>	<b>High Sierra Lanes</b>	<b>DIV01</b>								
		11		Jennalynn King		150	63	117	132	151	400	189	589
		12		Maddison Boharsik		146	66	135	97	114	346	198	544
		13		Makayla Barnes		122	88	106	127	159	392	264	656
		14		Trenton Jackson		187	29	137	163	212	512	87	599
				<b>Team Totals</b>		<b>605</b>	<b>246</b>	<b>495</b>	<b>519</b>	<b>636</b>	<b>1650</b>	<b>738</b>	<b>2388</b>
<b>11</b>	<b>2375</b>	<b>10</b>	<b>10</b>	<b>Attack Midgets</b>	<b>DIV01</b>								
		165		Ryan Britt		129	81	106	151	104	361	243	604
		38		Adaline Clark		84	122	83	111	85	279	366	645
		53		Anthony Diaz		186	30	163	165	134	462	90	552
		40		Jenessa Hernandez		193	24	175	146	181	502	72	574
				<b>Team Totals</b>		<b>592</b>	<b>257</b>	<b>527</b>	<b>573</b>	<b>504</b>	<b>1604</b>	<b>771</b>	<b>2375</b>

Event	HDCP	Entry				Game	Game	Game		HDCP	Series		
Place	Total	Num	Lane	Team Name	Div	Avg	HDCP	-1-	-2-	-3-	Total	Total	HDCP

**Teams - Handicap Results Division 2: DIV02 -- Handicap Result**

**Teams Division 2: DIV02**

Event	HDCP	Entry				Game	Game	Game		HDCP	Series		
Place	Total	Num	Lane	Team Name	Div	Avg	HDCP	-1-	-2-	-3-	Total	Total	HDCP
1	2673	21	7	<b>Coconut Youth #1</b>	DIV02								
		81		Shalom Gorden		121	89	164	168	135	467	267	734
		82		Jace Bourque		127	83	126	159	139	424	249	673
		83		David Bourque		137	74	147	132	137	416	222	638
		84		Jackson Monday		119	90	135	78	145	358	270	628
				<b>Team Totals</b>		<b>504</b>	<b>336</b>	<b>572</b>	<b>537</b>	<b>556</b>	<b>1665</b>	<b>1008</b>	<b>2673</b>
2	2665	36	2	<b>Duncan Team</b>	DIV02								
		142		McKenzie Haylett		83	123	73	92	85	250	369	619
		143		David Haylett		96	111	148	128	108	384	333	717
		34		Madison Moore		76	129	107	154	110	371	387	758
		33		Michael Duncan		245		169	181	221	571		571
				<b>Team Totals</b>		<b>500</b>	<b>363</b>	<b>497</b>	<b>555</b>	<b>524</b>	<b>1576</b>	<b>1089</b>	<b>2665</b>
3	2664	26	12	<b>Coconut Youth #6</b>	DIV02								
		105		Kenneth Anderson		83	123	63	111	73	247	369	616
		102		Caden Robinson		138	73	162	183	110	455	219	674
		103		Aubrionna Anderson		126	84	177	159	132	468	252	720
		104		Aiden Carr		181	35	158	211	180	549	105	654
				<b>Team Totals</b>		<b>528</b>	<b>315</b>	<b>560</b>	<b>664</b>	<b>495</b>	<b>1719</b>	<b>945</b>	<b>2664</b>
4	2639	20	3	<b>Carson Lanes 3</b>	DIV02								
		74		Kayden Kemp		113	96	66	125	136	327	288	615
		75		Mia Pascual		140	72	127	126	139	392	216	608
		76		Indy Pascual		141	71	160	157	176	493	213	706
		77		Rylan Bean		164	50	185	188	187	560	150	710
				<b>Team Totals</b>		<b>558</b>	<b>289</b>	<b>538</b>	<b>596</b>	<b>638</b>	<b>1772</b>	<b>867</b>	<b>2639</b>
5	2611	2	9	<b>Spare Time Kids</b>	DIV02								
		7		Antonio Azurmendi		96	111	109	107	133	349	333	682
		8		Alexa Azurmendi		112	97	82	141	100	323	291	614
		9		Alex Ponce		136	75	172	135	153	460	225	685
		10		Vyctorya Ponce		130	81	127	129	131	387	243	630
				<b>Team Totals</b>		<b>474</b>	<b>364</b>	<b>490</b>	<b>512</b>	<b>517</b>	<b>1519</b>	<b>1092</b>	<b>2611</b>
6	2590	5	5	<b>CCUSBC #2</b>	DIV02								
		19		Donnita Wass		138	73	144	136	141	421	219	640
		20		Tatum Geiger		109	99	94	124	138	356	297	653
		21		Xander Wass		123	87	95	113	78	286	261	547
		22		Landen Geiger		144	68	182	172	192	546	204	750
				<b>Team Totals</b>		<b>514</b>	<b>327</b>	<b>515</b>	<b>545</b>	<b>549</b>	<b>1609</b>	<b>981</b>	<b>2590</b>
7	2567	25	4	<b>Coconut #5</b>	DIV02								
		97		Jackson Hahn		161	53	147	152	187	486	159	645
		98		Matthew Siffling		120	90	141	133	122	396	270	666
		99		Kaylee Washburn		109	99	146	120	115	381	297	678
		100		Caleb Washburn		138	73	99	154	106	359	219	578
				<b>Team Totals</b>		<b>528</b>	<b>315</b>	<b>533</b>	<b>559</b>	<b>530</b>	<b>1622</b>	<b>945</b>	<b>2567</b>
8	2552	4	13	<b>GDW #2</b>	DIV02								
		15		Mary Johnson		87	119	97	103	113	313	357	670
		158		Dylan Stanton-Nielsen		129	81	142	147	88	377	243	620
		17		Nevaeh Kaylor		117	92	98	85	118	301	276	577
		18		Kinza McLaren		90	117	83	95	156	334	351	685
				<b>Team Totals</b>		<b>423</b>	<b>409</b>	<b>420</b>	<b>430</b>	<b>475</b>	<b>1325</b>	<b>1227</b>	<b>2552</b>
9	2531	42	18	<b>Team #55</b>	DIV02								
		166		Jacob Maestas		133	78	158	155	131	444	234	678
		167		Joseph Maestas		113	96	137	134	117	388	288	676

Event	HDCP	Entry				Game	Game	Game	HDCP	Series			
Place	Total	Num	Lane	Team Name	Div	Avg	HDCP	-1-	-2-	-3-	Total	Total	HDCP
		37		Dallin Maidlow		173	42	114	180	140	434	126	560
		8		Alexa Azurmendi		112	97	90	130	106	326	291	617
				<b>Team Totals</b>		<b>531</b>	<b>313</b>	<b>499</b>	<b>599</b>	<b>494</b>	<b>1592</b>	<b>939</b>	<b>2531</b>
<b>10</b>	<b>2519</b>	<b>12</b>	<b>8</b>	<b>The Aces</b>	<b>DIV02</b>								
		153		Aiden Dabe		137	74	126	167	98	391	222	613
		47		Jaxon Wilson		122	88	112	101	112	325	264	589
		48		Eric Smith		124	86	116	146	138	400	258	658
		49		Dylan Van Hoose		126	84	104	161	142	407	252	659
				<b>Team Totals</b>		<b>509</b>	<b>332</b>	<b>458</b>	<b>575</b>	<b>490</b>	<b>1523</b>	<b>996</b>	<b>2519</b>
<b>11</b>	<b>2512</b>	<b>27</b>	<b>12</b>	<b>Coconut Youth #7</b>	<b>DIV02</b>								
		104		Aiden Carr		181	35	174	151	142	467	105	572
		109		Julien Barkdull		85	121	97	128	89	314	363	677
		107		Benjamin Tegeler		90	117	106	85	105	296	351	647
		108		Zackery Tegeler		93	114	81	103	90	274	342	616
				<b>Team Totals</b>		<b>449</b>	<b>387</b>	<b>458</b>	<b>467</b>	<b>426</b>	<b>1351</b>	<b>1161</b>	<b>2512</b>
<b>12</b>	<b>2483</b>	<b>29</b>	<b>5</b>	<b>Elko Alley Kats</b>	<b>DIV02</b>								
		113		Rylee Ward		86	120	83	79	68	230	360	590
		114		Dezirae Hastings		97	110	79	86	119	284	330	614
		115		Kylee Nelson		110	99	97	145	120	362	297	659
		116		Aaliyah Gibson		128	82	106	122	146	374	246	620
				<b>Team Totals</b>		<b>421</b>	<b>411</b>	<b>365</b>	<b>432</b>	<b>453</b>	<b>1250</b>	<b>1233</b>	<b>2483</b>
<b>13</b>	<b>2461</b>	<b>41</b>	<b>16</b>	<b>Team #34</b>	<b>DIV02</b>								
		117		Ian Haynes		108	100	79	110	101	290	300	590
		118		Amare Anchondo		119	90	129	96	112	337	270	607
		119		Marissa Haynes		110	99	92	112	111	315	297	612
		120		Logan Bushell		117	92	116	146	114	376	276	652
				<b>Team Totals</b>		<b>454</b>	<b>381</b>	<b>416</b>	<b>464</b>	<b>438</b>	<b>1318</b>	<b>1143</b>	<b>2461</b>
<b>14</b>	<b>2440</b>	<b>33</b>	<b>13</b>	<b>The Quantums</b>	<b>DIV02</b>								
		132		Tyson Shinn		115	94	98	117	115	330	282	612
		133		Kohen Emler		97	110	110	70	93	273	330	603
		128		Korban Johnson		93	114	92	82	91	265	342	607
		134		Brayden Karr		131	80	105	148	125	378	240	618
				<b>Team Totals</b>		<b>436</b>	<b>398</b>	<b>405</b>	<b>417</b>	<b>424</b>	<b>1246</b>	<b>1194</b>	<b>2440</b>
<b>15</b>	<b>2436</b>	<b>40</b>	<b>7</b>	<b>Team #44</b>	<b>DIV02</b>								
		153		Aiden Dabe		137	74	107	147	144	398	222	620
		149		Arden Hippchen		113	96	77	126	103	306	288	594
		154		Atreyu Trimmer		99	108	105	85	89	279	324	603
		152		Darryn Stiffler		105	103	112	107	91	310	309	619
				<b>Team Totals</b>		<b>454</b>	<b>381</b>	<b>401</b>	<b>465</b>	<b>427</b>	<b>1293</b>	<b>1143</b>	<b>2436</b>
<b>16</b>	<b>2433</b>	<b>22</b>	<b>6</b>	<b>Coconut Youth #2</b>	<b>DIV02</b>								
		85		Hannah Arsenault		107	101	138	130	76	344	303	647
		86		Haley Arsenault		101	107	91	97	86	274	321	595
		87		Nathaniel Gorden		144	68	99	137	151	387	204	591
		88		David Mendez		161	53	156	102	183	441	159	600
				<b>Team Totals</b>		<b>513</b>	<b>329</b>	<b>484</b>	<b>466</b>	<b>496</b>	<b>1446</b>	<b>987</b>	<b>2433</b>
<b>17</b>	<b>2363</b>	<b>30</b>	<b>20</b>	<b>Gutter Dwellers</b>	<b>DIV02</b>								
		121		Teague Simmons		96	111	64	91	105	260	333	593
		122		William Ward		112	97	115	79	131	325	291	616
		123		Andrew Phipps		124	86	126	102	84	312	258	570
		124		Osiris Johnson		132	79	99	111	137	347	237	584
				<b>Team Totals</b>		<b>464</b>	<b>373</b>	<b>404</b>	<b>383</b>	<b>457</b>	<b>1244</b>	<b>1119</b>	<b>2363</b>

Event	HDCP	Entry				Game	Game	Game		HDCP	Series		
Place	Total	Num	Lane	Team Name	Div	Avg	HDCP	-1-	-2-	-3-	Total	Total	HDCP

**Teams - Handicap Results Division 3: DIV03 -- Handicap Result**

**Teams Division 3: DIV03**

Event	HDCP	Entry				Game	Game	Game		HDCP	Series		
Place	Total	Num	Lane	Team Name	Div	Avg	HDCP	-1-	-2-	-3-	Total	Total	HDCP
1	2823	17	14	<b>Carson Lanes #1</b>	DIV03								
		63		Lucas Harden		87	119	141	96	84	321	357	678
		64		Ryder Muscott		70	135	98	105	74	277	405	682
		65		Clayton Bowman		104	104	142	120	133	395	312	707
		66		Jack Pedersen		123	87	179	156	160	495	261	756
				<b>Team Totals</b>		<b>384</b>	<b>445</b>	<b>560</b>	<b>477</b>	<b>451</b>	<b>1488</b>	<b>1335</b>	<b>2823</b>
2	2654	7	4	<b>GDW #1</b>	DIV03								
		27		Jolyne Craig		68	136	61	72	53	186	408	594
		28		Lynette Craig		109	99	130	133	140	403	297	700
		66		Jack Pedersen		123	87	121	145	149	415	261	676
		111		Bryce Thorson		69	135	67	86	126	279	405	684
				<b>Team Totals</b>		<b>369</b>	<b>457</b>	<b>379</b>	<b>436</b>	<b>468</b>	<b>1283</b>	<b>1371</b>	<b>2654</b>
3	2625	6	15	<b>DoTerra Oils By Z</b>	DIV03								
		23		Lilly Gonzales		87	119	90	108	95	293	357	650
		24		Elijah Roel		55	148	82	85	47	214	444	658
		25		Mylo McCoy		103	105	136	114	81	331	315	646
		26		Madilynn Rhoades		95	112	107	109	119	335	336	671
				<b>Team Totals</b>		<b>340</b>	<b>484</b>	<b>415</b>	<b>416</b>	<b>342</b>	<b>1173</b>	<b>1452</b>	<b>2625</b>
4	2554	31	15	<b>Go Girls! Go Bowling!</b>	DIV03								
		125		Kinzley Chatwin		51	152	48	28	61	137	456	593
		126		Ady Ayala		67	137	83	119	56	258	411	669
		127		Austynbree Bushell		93	114	79	87	90	256	342	598
		115		Kylee Nelson		110	99	141	147	109	397	297	694
				<b>Team Totals</b>		<b>321</b>	<b>502</b>	<b>351</b>	<b>381</b>	<b>316</b>	<b>1048</b>	<b>1506</b>	<b>2554</b>
5	2488	32	6	<b>The Pinheads</b>	DIV03								
		129		Colby Simmons		87	119	85	85	110	280	357	637
		130		Miles Aguirre		71	134	85	56	94	235	402	637
		131		Liam Travis		68	136	43	64	71	178	408	586
		132		Tyson Shinn		115	94	110	138	98	346	282	628
				<b>Team Totals</b>		<b>341</b>	<b>483</b>	<b>323</b>	<b>343</b>	<b>373</b>	<b>1039</b>	<b>1449</b>	<b>2488</b>
6	2476	1	3	<b>Bam Bam Fam</b>	DIV03								
		1		Evan Bame		119	90	63	115	122	300	270	570
		2		Kaiden Bame		109	99	129	104	110	343	297	640
		3		Rilynn Bame		65	139	75	62	81	218	417	635
		4		Henry Bame		75	130	79	83	79	241	390	631
				<b>Team Totals</b>		<b>368</b>	<b>458</b>	<b>346</b>	<b>364</b>	<b>392</b>	<b>1102</b>	<b>1374</b>	<b>2476</b>
7	2469	38	11	<b>GSR Kids</b>	DIV03								
		149		Arden Hippchen		113	96	134	100	92	326	288	614
		150		Evan Larson		96	111	103	63	71	237	333	570
		151		Kaleb White		70	135	74	114	68	256	405	661
		152		Darryn Stiffler		105	103	95	108	112	315	309	624
				<b>Team Totals</b>		<b>384</b>	<b>445</b>	<b>406</b>	<b>385</b>	<b>343</b>	<b>1134</b>	<b>1335</b>	<b>2469</b>
8	2459	23	10	<b>Coconut Youth #3</b>	DIV03								
		89		Gabriel Bourque		115	94	114	144	115	373	282	655
		90		Lily Smith		78	127	77	53	97	227	381	608
		91		Aria Carr		104	104	83	88	98	269	312	581
		92		Maci Barkdull		115	94	101	79	153	333	282	615
				<b>Team Totals</b>		<b>412</b>	<b>419</b>	<b>375</b>	<b>364</b>	<b>463</b>	<b>1202</b>	<b>1257</b>	<b>2459</b>
9	2451	37	13	<b>Girls Rock</b>	DIV03								
		145		Chloe Yamada		96	111	117	118	93	328	333	661
		146		Caroline Yamada		33	168	41	12	38	91	504	595

Event	HDCP	Entry				Game	Game	Game		HDCP	Series		
Place	Total	Num	Lane	Team Name	Div	Avg	HDCP	-1-	-2-	-3-	Total	Total	HDCP
		147		Maggie Olofson		46	156	36	45	47	128	468	596
		148		Lexi Silva		86	120	73	85	81	239	360	599
				<b>Team Totals</b>		<b>261</b>	<b>555</b>	<b>267</b>	<b>260</b>	<b>259</b>	<b>786</b>	<b>1665</b>	<b>2451</b>
<b>10</b>	<b>2447</b>	<b>24</b>	<b>14</b>	<b>Coconut Youth #4</b>	<b>DIV03</b>								
		93		Sasha Gorden		43	159	47	48	43	138	477	615
		94		Elijah Painter		59	144	56	76	70	202	432	634
		95		Adam Tegeler		43	159	79	38	30	147	477	624
		96		Asher Carr		60	144	53	33	56	142	432	574
				<b>Team Totals</b>		<b>205</b>	<b>606</b>	<b>235</b>	<b>195</b>	<b>199</b>	<b>629</b>	<b>1818</b>	<b>2447</b>
<b>11</b>	<b>2441</b>	<b>19</b>	<b>14</b>	<b>Carson Lanes 2</b>	<b>DIV03</b>								
		70		Hunter Mueller		142	70	142	125	142	409	210	619
		71		Raen Mueller		78	127	56	55	106	217	381	598
		72		Gabriel Cozens		94	113	65	92	96	253	339	592
		73		Vivian Cozens		72	133	86	63	84	233	399	632
				<b>Team Totals</b>		<b>386</b>	<b>443</b>	<b>349</b>	<b>335</b>	<b>428</b>	<b>1112</b>	<b>1329</b>	<b>2441</b>
<b>12</b>	<b>2429</b>	<b>34</b>	<b>17</b>	<b>I've Been Framed</b>	<b>DIV03</b>								
		135		Zack Sandhoff		97	110	73	71	126	270	330	600
		136		Forrest Sims		81	125	109	84	83	276	375	651
		137		Arcadio Ayala		49	153	64	36	63	163	459	622
		138		Karson Emler		83	123	68	62	57	187	369	556
				<b>Team Totals</b>		<b>310</b>	<b>511</b>	<b>314</b>	<b>253</b>	<b>329</b>	<b>896</b>	<b>1533</b>	<b>2429</b>

Entry		Lane	Team Name	Div	Avg	HDCP	Game	Game	Game	Total	HDCP	Series	
Num	Num						-1-	-2-	-3-		Total	Total	HDCP
<b>Doubles - Handicap Results Division 1: DIV01 -- Handicap Result</b>													
<b>Doubles Division 1: DIV01</b>													
Event	HDCP	Entry	Lane	Team Name	Div	Avg	HDCP	Game	Game	Game	Total	HDCP	Series
Place	Total	Num						-1-	-2-	-3-		Total	Total
1	1376	79	3	A. Dabe/G. Ruvalcaba	DIV01								
		153		Aiden Dabe		137	74	108	203	142	453	222	675
		30		Gabe Ruvalcaba		166	48	233	169	155	557	144	701
				<b>Team Totals</b>		<b>303</b>	<b>122</b>	<b>341</b>	<b>372</b>	<b>297</b>	<b>1010</b>	<b>366</b>	<b>1376</b>
2	1360	103	10	B. Minder/D. Maidlow	DIV01								
		39		Ben Minder		172	43	257	197	177	631	129	760
		37		Dallin Maidlow		173	42	152	120	202	474	126	600
				<b>Team Totals</b>		<b>345</b>	<b>85</b>	<b>409</b>	<b>317</b>	<b>379</b>	<b>1105</b>	<b>255</b>	<b>1360</b>
3	1353	94	4	H. Havel/J. Heimbruch	DIV01								
		42		Hailey Havel		162	52	169	175	159	503	156	659
		141		Jason Heimbruch		170	45	166	148	245	559	135	694
				<b>Team Totals</b>		<b>332</b>	<b>97</b>	<b>335</b>	<b>323</b>	<b>404</b>	<b>1062</b>	<b>291</b>	<b>1353</b>
4	1347	17	1	M. Moore/M. Duncan	DIV01								
		34		Madison Moore		76	129	123	93	89	305	387	692
		33		Michael Duncan		245		182	279	194	655		655
				<b>Team Totals</b>		<b>321</b>	<b>129</b>	<b>305</b>	<b>372</b>	<b>283</b>	<b>960</b>	<b>387</b>	<b>1347</b>
5	1313	100	9	R. Britt/J. Hernandez	DIV01								
		165		Ryan Britt		129	81	145	179	99	423	243	666
		40		Jenessa Hernandez		193	24	214	170	191	575	72	647
				<b>Team Totals</b>		<b>322</b>	<b>105</b>	<b>359</b>	<b>349</b>	<b>290</b>	<b>998</b>	<b>315</b>	<b>1313</b>
6	1297	87	29	D. Simonson/J. Heimbruch	DIV01								
		140		Drayke Simonson		158	55	171	197	178	546	165	711
		141		Jason Heimbruch		170	45	124	159	168	451	135	586
				<b>Team Totals</b>		<b>328</b>	<b>100</b>	<b>295</b>	<b>356</b>	<b>346</b>	<b>997</b>	<b>300</b>	<b>1297</b>
7	1295	60	5	B. Kiserow/B. Schoenfeldt	DIV01								
		31		Ben Kiserow		155	58	159	126	156	441	174	615
		32		Biron Schoenfeldt		163	51	189	123	215	527	153	680
				<b>Team Totals</b>		<b>318</b>	<b>109</b>	<b>348</b>	<b>249</b>	<b>371</b>	<b>968</b>	<b>327</b>	<b>1295</b>
8	1292	31	11	N. Pedersen/Z. Dunbar	DIV01								
		55		Nolan Pedersen		178	37	161	168	183	512	111	623
		59		Zayden Dunbar		155	58	162	156	177	495	174	669
				<b>Team Totals</b>		<b>333</b>	<b>95</b>	<b>323</b>	<b>324</b>	<b>360</b>	<b>1007</b>	<b>285</b>	<b>1292</b>
9	1277	97	10	A. Anderson/A. Carr	DIV01								
		103		Aubrionna Anderson		126	84	173	115	118	406	252	658
		104		Aiden Carr		181	35	178	159	177	514	105	619
				<b>Team Totals</b>		<b>307</b>	<b>119</b>	<b>351</b>	<b>274</b>	<b>295</b>	<b>920</b>	<b>357</b>	<b>1277</b>
10	1275	88	19	N. Pedersen/S. Shook	DIV01								
		55		Nolan Pedersen		178	37	137	257	179	573	111	684
		52		Shane Shook		195	22	150	187	188	525	66	591
				<b>Team Totals</b>		<b>373</b>	<b>59</b>	<b>287</b>	<b>444</b>	<b>367</b>	<b>1098</b>	<b>177</b>	<b>1275</b>
11	1273	6	7	J. King/T. Jackson	DIV01								
		11		Jennalynn King		150	63	144	144	136	424	189	613
		14		Trenton Jackson		187	29	143	255	175	573	87	660
				<b>Team Totals</b>		<b>337</b>	<b>92</b>	<b>287</b>	<b>399</b>	<b>311</b>	<b>997</b>	<b>276</b>	<b>1273</b>
12	1263	47	9	N. Gorden/D. Mendez	DIV01								
		87		Nathaniel Gorden		144	68	134	124	182	440	204	644
		88		David Mendez		161	53	153	164	143	460	159	619
				<b>Team Totals</b>		<b>305</b>	<b>121</b>	<b>287</b>	<b>288</b>	<b>325</b>	<b>900</b>	<b>363</b>	<b>1263</b>

Event	HDCP	Entry				Game	Game	Game	HDCP	Series			
Place	Total	Num	Lane	Team Name	Div	Avg	HDCP	-1-	-2-	-3-	Total	Total	HDCP
13	1254	80	6	<b>E. Dominick/C. Scogin</b>	DIV01								
		139		Emily Dominick		142	70	109	146	140	395	210	605
		157		Cayden Scogin		162	52	171	155	167	493	156	649
				<b>Team Totals</b>		<b>304</b>	<b>122</b>	<b>280</b>	<b>301</b>	<b>307</b>	<b>888</b>	<b>366</b>	<b>1254</b>
14	1235	95	9	<b>A. Melanaphy/J. Ellis-Cronan</b>	DIV01								
		54		Aiden Melanaphy		157	56	137	168	157	462	168	630
		68		Jake Ellis-Cronan		146	66	122	138	147	407	198	605
				<b>Team Totals</b>		<b>303</b>	<b>122</b>	<b>259</b>	<b>306</b>	<b>304</b>	<b>869</b>	<b>366</b>	<b>1235</b>
15	1231	85	30	<b>K. Dunbar/A. Diaz</b>	DIV01								
		56		Khia Dunbar		153	60	148	131	137	416	180	596
		53		Anthony Diaz		186	30	153	179	213	545	90	635
				<b>Team Totals</b>		<b>339</b>	<b>90</b>	<b>301</b>	<b>310</b>	<b>350</b>	<b>961</b>	<b>270</b>	<b>1231</b>
16	1223	41	28	<b>M. Pascual/R. Bean</b>	DIV01								
		75		Mia Pascual		140	72	159	128	100	387	216	603
		77		Rylan Bean		164	50	154	166	150	470	150	620
				<b>Team Totals</b>		<b>304</b>	<b>122</b>	<b>313</b>	<b>294</b>	<b>250</b>	<b>857</b>	<b>366</b>	<b>1223</b>
17	1217	26	2	<b>K. Redus/S. Shook</b>	DIV01								
		50		Kaylee Redus		137	74	137	135	129	401	222	623
		52		Shane Shook		195	22	185	173	170	528	66	594
				<b>Team Totals</b>		<b>332</b>	<b>96</b>	<b>322</b>	<b>308</b>	<b>299</b>	<b>929</b>	<b>288</b>	<b>1217</b>
18	1215	101	8	<b>M. Pascual/N. Pedersen</b>	DIV01								
		75		Mia Pascual		140	72	159	86	90	335	216	551
		55		Nolan Pedersen		178	37	185	195	173	553	111	664
				<b>Team Totals</b>		<b>318</b>	<b>109</b>	<b>344</b>	<b>281</b>	<b>263</b>	<b>888</b>	<b>327</b>	<b>1215</b>
19	1202	22	7	<b>H. Havel/I. DeTullio</b>	DIV01								
		42		Hailey Havel		162	52	166	141	133	440	156	596
		43		Isaiah DeTullio		165	49	138	178	143	459	147	606
				<b>Team Totals</b>		<b>327</b>	<b>101</b>	<b>304</b>	<b>319</b>	<b>276</b>	<b>899</b>	<b>303</b>	<b>1202</b>
20	1200	23	8	<b>A. Marshall/K. Smith</b>	DIV01								
		44		Aiden Marshall		172	43	150	145	144	439	129	568
		45		Kylie Smith		183	33	171	178	184	533	99	632
				<b>Team Totals</b>		<b>355</b>	<b>76</b>	<b>321</b>	<b>323</b>	<b>328</b>	<b>972</b>	<b>228</b>	<b>1200</b>
21	1196	105	13	<b>A. Melanaphy/A. Diaz</b>	DIV01								
		54		Aiden Melanaphy		157	56	140	170	127	437	168	605
		53		Anthony Diaz		186	30	150	181	170	501	90	591
				<b>Team Totals</b>		<b>343</b>	<b>86</b>	<b>290</b>	<b>351</b>	<b>297</b>	<b>938</b>	<b>258</b>	<b>1196</b>
22	1189	89	23	<b>G. Ruvalcaba/M. Duncan</b>	DIV01								
		30		Gabe Ruvalcaba		166	48	165	197	151	513	144	657
		33		Michael Duncan		245		157	187	188	532		532
				<b>Team Totals</b>		<b>411</b>	<b>48</b>	<b>322</b>	<b>384</b>	<b>339</b>	<b>1045</b>	<b>144</b>	<b>1189</b>

**Doubles - Handicap Results Division 2: DIV02 -- Handicap Result**

**Doubles Division 2: DIV02**

Event	HDCP	Entry				Game	Game	Game	HDCP	Series			
Place	Total	Num	Lane	Team Name	Div	Avg	HDCP	-1-	-2-	-3-	Total	Total	HDCP
1	1379	24	4	<b>G. Sianez/J. Wilson</b>	DIV02								
		46		Gabriel Sianez		129	81	139	191	130	460	243	703
		47		Jaxon Wilson		122	88	165	113	134	412	264	676
				<b>Team Totals</b>		<b>251</b>	<b>169</b>	<b>304</b>	<b>304</b>	<b>264</b>	<b>872</b>	<b>507</b>	<b>1379</b>
2	1336	45	11	<b>J. Bourque/D. Bourque</b>	DIV02								
		82		Jace Bourque		127	83	160	151	172	483	249	732
		83		David Bourque		137	74	74	135	173	382	222	604
				<b>Team Totals</b>		<b>264</b>	<b>157</b>	<b>234</b>	<b>286</b>	<b>345</b>	<b>865</b>	<b>471</b>	<b>1336</b>



Event	HDCP	Entry						Game	Game	Game		HDCP	Series
Place	Total	Num	Lane	Team Name	Div	Avg	HDCP	-1-	-2-	-3-	Total	Total	HDCP
3	1329	25	3	<b>E. Smith/D. Van Hoose</b>	DIV02								
		48		Eric Smith		124	86	127	122	125	374	258	632
		49		Dylan Van Hoose		126	84	117	166	162	445	252	697
		<b>Team Totals</b>		<b>250</b>		<b>170</b>	<b>244</b>	<b>288</b>	<b>287</b>	<b>819</b>	<b>510</b>	<b>1329</b>	
4	1323	81	5	<b>L. Scogin/C. Edwards</b>	DIV02								
		155		Logan Scogin		158	55	151	142	183	476	165	641
		156		Cody Edwards		142	70	157	145	170	472	210	682
		<b>Team Totals</b>		<b>300</b>		<b>125</b>	<b>308</b>	<b>287</b>	<b>353</b>	<b>948</b>	<b>375</b>	<b>1323</b>	
5	1306	86	20	<b>E. Elzy/A. Camacho</b>	DIV02								
		60		Emilee Elzy		136	75	115	112	128	355	225	580
		62		Alena Camacho		135	76	148	167	183	498	228	726
		<b>Team Totals</b>		<b>271</b>		<b>151</b>	<b>263</b>	<b>279</b>	<b>311</b>	<b>853</b>	<b>453</b>	<b>1306</b>	
6	1301	104	15	<b>M. Pascual/K. Dunbar</b>	DIV02								
		75		Mia Pascual		140	72	145	142	108	395	216	611
		56		Khia Dunbar		153	60	157	189	164	510	180	690
		<b>Team Totals</b>		<b>293</b>		<b>132</b>	<b>302</b>	<b>331</b>	<b>272</b>	<b>905</b>	<b>396</b>	<b>1301</b>	
7	1294	43	5	<b>A. Rea/S. Shook</b>	DIV02								
		80		Anastasia Rea		79	126	68	77	94	239	378	617
		52		Shane Shook		195	22	166	223	222	611	66	677
		<b>Team Totals</b>		<b>274</b>		<b>148</b>	<b>234</b>	<b>300</b>	<b>316</b>	<b>850</b>	<b>444</b>	<b>1294</b>	
8	1278	107	17	<b>J. Hernandez/A. Clark</b>	DIV02								
		40		Jenessa Hernandez		193	24	186	194	196	576	72	648
		38		Adaline Clark		84	122	81	123	60	264	366	630
		<b>Team Totals</b>		<b>277</b>		<b>146</b>	<b>267</b>	<b>317</b>	<b>256</b>	<b>840</b>	<b>438</b>	<b>1278</b>	
9	1265	30	12	<b>D. Paplia/D. Dyer</b>	DIV02								
		57		Deandre Paplia		143	69	135	170	127	432	207	639
		58		Dylan Dyer		127	83	121	135	121	377	249	626
		<b>Team Totals</b>		<b>270</b>		<b>152</b>	<b>256</b>	<b>305</b>	<b>248</b>	<b>809</b>	<b>456</b>	<b>1265</b>	
10	1254	84	31	<b>M. Barnes/M. Boharsik</b>	DIV02								
		13		Makayla Barnes		122	88	150	146	110	406	264	670
		12		Maddison Boharsik		146	66	133	106	147	386	198	584
		<b>Team Totals</b>		<b>268</b>		<b>154</b>	<b>283</b>	<b>252</b>	<b>257</b>	<b>792</b>	<b>462</b>	<b>1254</b>	
11	1236	96	12	<b>A. Lucas/J. Cronan</b>	DIV02								
		69		Asher Lucas		141	71	116	125	112	353	213	566
		67		Joseph Cronan		126	84	132	142	144	418	252	670
		<b>Team Totals</b>		<b>267</b>		<b>155</b>	<b>248</b>	<b>267</b>	<b>256</b>	<b>771</b>	<b>465</b>	<b>1236</b>	
12	1227	66	5	<b>A. Phipps/O. Johnson</b>	DIV02								
		123		Andrew Phipps		124	86	111	103	116	330	258	588
		124		Osiris Johnson		132	79	104	161	137	402	237	639
		<b>Team Totals</b>		<b>256</b>		<b>165</b>	<b>215</b>	<b>264</b>	<b>253</b>	<b>732</b>	<b>495</b>	<b>1227</b>	
13	1223	40	27	<b>K. Kemp/I. Pascual</b>	DIV02								
		74		Kayden Kemp		113	96	78	91	95	264	288	552
		76		Indy Pascual		141	71	179	143	136	458	213	671
		<b>Team Totals</b>		<b>254</b>		<b>167</b>	<b>257</b>	<b>234</b>	<b>231</b>	<b>722</b>	<b>501</b>	<b>1223</b>	
14	1201	18	9	<b>K. Cipra/G. Ruvalcaba</b>	DIV02								
		35		Kiana Cipra		102	106	99	102	81	282	318	600
		30		Gabe Ruvalcaba		166	48	157	135	165	457	144	601
		<b>Team Totals</b>		<b>268</b>		<b>154</b>	<b>256</b>	<b>237</b>	<b>246</b>	<b>739</b>	<b>462</b>	<b>1201</b>	
15	1165	52	11	<b>J. Hahn/M. Sifling</b>	DIV02								
		97		Jackson Hahn		161	53	111	129	164	404	159	563
		98		Matthew Sifling		120	90	103	117	112	332	270	602
		<b>Team Totals</b>		<b>281</b>		<b>143</b>	<b>214</b>	<b>246</b>	<b>276</b>	<b>736</b>	<b>429</b>	<b>1165</b>	

Event	HDCP	Entry				Game	Game	Game		HDCP	Series		
Place	Total	Num	Lane	Team Name	Div	Avg	HDCP	-1-	-2-	-3-	Total	Total	HDCP
16	1135	11	5	<b>X. Wass/L. Geiger</b>	DIV02								
		21		Xander Wass		123	87	82	132	112	326	261	587
		22		Landen Geiger		144	68	122	125	97	344	204	548
				<b>Team Totals</b>		<b>267</b>	<b>155</b>	<b>204</b>	<b>257</b>	<b>209</b>	<b>670</b>	<b>465</b>	<b>1135</b>

**Doubles - Handicap Results Division 3: DIV03 -- Handicap Result**

**Doubles Division 3: DIV03**

Event	HDCP	Entry				Game	Game	Game		HDCP	Series		
Place	Total	Num	Lane	Team Name	Div	Avg	HDCP	-1-	-2-	-3-	Total	Total	HDCP
1	1421	35	26	<b>C. Bowman/J. Pedersen</b>	DIV03								
		65		Clayton Bowman		104	104	115	142	142	399	312	711
		66		Jack Pedersen		123	87	140	147	162	449	261	710
				<b>Team Totals</b>		<b>227</b>	<b>191</b>	<b>255</b>	<b>289</b>	<b>304</b>	<b>848</b>	<b>573</b>	<b>1421</b>
2	1376	44	19	<b>S. Gorden/J. Monday</b>	DIV03								
		81		Shalom Gorden		121	89	119	102	153	374	267	641
		84		Jackson Monday		119	90	169	162	134	465	270	735
				<b>Team Totals</b>		<b>240</b>	<b>179</b>	<b>288</b>	<b>264</b>	<b>287</b>	<b>839</b>	<b>537</b>	<b>1376</b>
3	1346	102	8	<b>D. Merrithew/W. Merrithew</b>	DIV03								
		170		Dylan Merrithew		144	68	115	133	107	355	204	559
		171		William Merrithew		93	114	151	127	167	445	342	787
				<b>Team Totals</b>		<b>237</b>	<b>182</b>	<b>266</b>	<b>260</b>	<b>274</b>	<b>800</b>	<b>546</b>	<b>1346</b>
4	1344	10	6	<b>D. Wass/T. Geiger</b>	DIV03								
		19		Donnita Wass		138	73	169	155	121	445	219	664
		20		Tatum Geiger		109	99	123	99	161	383	297	680
				<b>Team Totals</b>		<b>247</b>	<b>172</b>	<b>292</b>	<b>254</b>	<b>282</b>	<b>828</b>	<b>516</b>	<b>1344</b>
5	1321	5	6	<b>A. Azurmendi/V. Ponce</b>	DIV03								
		8		Alexa Azurmendi		112	97	61	100	167	328	291	619
		10		Vyctorya Ponce		130	81	127	174	158	459	243	702
				<b>Team Totals</b>		<b>242</b>	<b>178</b>	<b>188</b>	<b>274</b>	<b>325</b>	<b>787</b>	<b>534</b>	<b>1321</b>
6	1310	91	10	<b>J. Maestas/J. Maestas</b>	DIV03								
		166		Jacob Maestas		133	78	149	139	167	455	234	689
		167		Joseph Maestas		113	96	119	124	90	333	288	621
				<b>Team Totals</b>		<b>246</b>	<b>174</b>	<b>268</b>	<b>263</b>	<b>257</b>	<b>788</b>	<b>522</b>	<b>1310</b>
7	1303	62	7	<b>K. Nelson/A. Gibson</b>	DIV03								
		115		Kylee Nelson		110	99	131	129	98	358	297	655
		116		Aaliyah Gibson		128	82	119	137	146	402	246	648
				<b>Team Totals</b>		<b>238</b>	<b>181</b>	<b>250</b>	<b>266</b>	<b>244</b>	<b>760</b>	<b>543</b>	<b>1303</b>
8	1276	4	6	<b>A. Azurmendi/A. Ponce</b>	DIV03								
		7		Antonio Azurmendi		96	111	102	102	124	328	333	661
		9		Alex Ponce		136	75	155	99	136	390	225	615
				<b>Team Totals</b>		<b>232</b>	<b>186</b>	<b>257</b>	<b>201</b>	<b>260</b>	<b>718</b>	<b>558</b>	<b>1276</b>
9	1269	8	7	<b>M. Johnson/D. Stanton-Nielsen</b>	DIV03								
		15		Mary Johnson		87	119	94	102	123	319	357	676
		158		Dylan Stanton-Nielsen		129	81	100	114	136	350	243	593
				<b>Team Totals</b>		<b>216</b>	<b>200</b>	<b>194</b>	<b>216</b>	<b>259</b>	<b>669</b>	<b>600</b>	<b>1269</b>
10	1263	106	16	<b>A. Trimmer/D. Stanton-Nielsen</b>	DIV03								
		154		Atreyu Trimmer		99	108	89	90	131	310	324	634
		158		Dylan Stanton-Nielsen		129	81	108	128	150	386	243	629
				<b>Team Totals</b>		<b>228</b>	<b>189</b>	<b>197</b>	<b>218</b>	<b>281</b>	<b>696</b>	<b>567</b>	<b>1263</b>
11	1261	64	8	<b>M. Haynes/A. Anchondo</b>	DIV03								
		119		Marissa Haynes		110	99	109	108	108	325	297	622
		118		Amare Anchondo		119	90	138	113	118	369	270	639
				<b>Team Totals</b>		<b>229</b>	<b>189</b>	<b>247</b>	<b>221</b>	<b>226</b>	<b>694</b>	<b>567</b>	<b>1261</b>

Event	HDCP	Entry				Game	Game	Game		HDCP	Series		
Place	Total	Num	Lane	Team Name	Div	Avg	HDCP	-1-	-2-	-3-	Total	Total	HDCP
12	1244	1	15	<b>K. Bame/E. Bame</b>	DIV03								
		2		Kaiden Bame		109	99	133	129	93	355	297	652
		1		Evan Bame		119	90	79	123	120	322	270	592
		<b>Team Totals</b>					<b>228</b>	<b>189</b>	<b>212</b>	<b>252</b>	<b>213</b>	<b>677</b>	<b>567</b>
13	1243	27	10	<b>A. Clark/P. McLaren</b>	DIV03								
		38		Adaline Clark		84	122	138	108	80	326	366	692
		51		Parker McLaren		145	67	130	102	118	350	201	551
		<b>Team Totals</b>					<b>229</b>	<b>189</b>	<b>268</b>	<b>210</b>	<b>198</b>	<b>676</b>	<b>567</b>
14	1233	19	7	<b>K. Cipra/S. Hudgins</b>	DIV03								
		35		Kiana Cipra		102	106	90	105	86	281	318	599
		36		Savannah Hudgins		133	78	142	97	161	400	234	634
		<b>Team Totals</b>					<b>235</b>	<b>184</b>	<b>232</b>	<b>202</b>	<b>247</b>	<b>681</b>	<b>552</b>
15	1230	54	20	<b>K. Anderson/C. Robinson</b>	DIV03								
		105		Kenneth Anderson		83	123	91	111	84	286	369	655
		102		Caden Robinson		138	73	129	93	134	356	219	575
		<b>Team Totals</b>					<b>221</b>	<b>196</b>	<b>220</b>	<b>204</b>	<b>218</b>	<b>642</b>	<b>588</b>
16	1189	38	12	<b>H. Mueller/R. Mueller</b>	DIV03								
		70		Hunter Mueller		142	70	144	124	121	389	210	599
		71		Raen Mueller		78	127	70	66	73	209	381	590
		<b>Team Totals</b>					<b>220</b>	<b>197</b>	<b>214</b>	<b>190</b>	<b>194</b>	<b>598</b>	<b>591</b>
17	1169	71	9	<b>T. Shinn/B. Karr</b>	DIV03								
		132		Tyson Shinn		115	94	132	100	84	316	282	598
		134		Brayden Karr		131	80	123	88	120	331	240	571
		<b>Team Totals</b>					<b>246</b>	<b>174</b>	<b>255</b>	<b>188</b>	<b>204</b>	<b>647</b>	<b>522</b>
18	1151	63	8	<b>I. Haynes/L. Bushell</b>	DIV03								
		117		Ian Haynes		108	100	122	88	68	278	300	578
		120		Logan Bushell		117	92	106	108	83	297	276	573
		<b>Team Totals</b>					<b>225</b>	<b>192</b>	<b>228</b>	<b>196</b>	<b>151</b>	<b>575</b>	<b>576</b>
18	1151	99	13	<b>K. Washburn/C. Washburn</b>	DIV03								
		99		Kaylee Washburn		109	99	80	115	94	289	297	586
		100		Caleb Washburn		138	73	108	121	117	346	219	565
		<b>Team Totals</b>					<b>247</b>	<b>172</b>	<b>188</b>	<b>236</b>	<b>211</b>	<b>635</b>	<b>516</b>
20	1131	98	13	<b>A. Carr/M. Barkdull</b>	DIV03								
		91		Aria Carr		104	104	69	73	84	226	312	538
		92		Maci Barkdull		115	94	116	112	83	311	282	593
		<b>Team Totals</b>					<b>219</b>	<b>198</b>	<b>185</b>	<b>185</b>	<b>167</b>	<b>537</b>	<b>594</b>
21	1130	77	3	<b>A. Hippchen/D. Stiffler</b>	DIV03								
		149		Arden Hippchen		113	96	90	81	82	253	288	541
		152		Darryn Stiffler		105	103	99	81	100	280	309	589
		<b>Team Totals</b>					<b>218</b>	<b>199</b>	<b>189</b>	<b>162</b>	<b>182</b>	<b>533</b>	<b>597</b>

**Doubles - Handicap Results Division 4: DIV04 -- Handicap Result**

**Doubles Division 4: DIV04**

Event	HDCP	Entry				Game	Game	Game		HDCP	Series		
Place	Total	Num	Lane	Team Name	Div	Avg	HDCP	-1-	-2-	-3-	Total	Total	HDCP
1	1377	9	9	<b>N. Kaylor/K. McLaren</b>	DIV04								
		17		Nevaeh Kaylor		117	92	157	140	109	406	276	682
		18		Kinza McLaren		90	117	121	92	131	344	351	695
		<b>Team Totals</b>					<b>207</b>	<b>209</b>	<b>278</b>	<b>232</b>	<b>240</b>	<b>750</b>	<b>627</b>
2	1360	49	15	<b>G. Bourque/L. Smith</b>	DIV04								
		89		Gabriel Bourque		115	94	113	135	119	367	282	649
		90		Lily Smith		78	127	111	112	107	330	381	711
		<b>Team Totals</b>					<b>193</b>	<b>221</b>	<b>224</b>	<b>247</b>	<b>226</b>	<b>697</b>	<b>663</b>

Event	HDCP	Entry				Game	Game	Game		HDCP	Series		
Place	Total	Num	Lane	Team Name	Div	Avg	HDCP	-1-	-2-	-3-	Total	Total	HDCP
3	1347	93	17	<b>H. Arsenault/H. Arsenault</b>	DIV04								
		85		Hannah Arsenault		107	101	141	106	144	391	303	694
		86		Haley Arsenault		101	107	114	144	74	332	321	653
		<b>Team Totals</b>				<b>208</b>	<b>208</b>	<b>255</b>	<b>250</b>	<b>218</b>	<b>723</b>	<b>624</b>	<b>1347</b>
4	1340	42	14	<b>R. Thompson/J. Pedersen</b>	DIV04								
		78		Ryan Thompson		90	117	106	101	100	307	351	658
		66		Jack Pedersen		123	87	136	139	146	421	261	682
		<b>Team Totals</b>				<b>213</b>	<b>204</b>	<b>242</b>	<b>240</b>	<b>246</b>	<b>728</b>	<b>612</b>	<b>1340</b>
5	1311	57	16	<b>B. Tegeler/Z. Tegeler</b>	DIV04								
		107		Benjamin Tegeler		90	117	72	73	95	240	351	591
		108		Zackery Tegeler		93	114	153	120	105	378	342	720
		<b>Team Totals</b>				<b>183</b>	<b>231</b>	<b>225</b>	<b>193</b>	<b>200</b>	<b>618</b>	<b>693</b>	<b>1311</b>
6	1278	70	13	<b>L. Travis/K. Emler</b>	DIV04								
		131		Liam Travis		68	136	78	75	43	196	408	604
		133		Kohen Emler		97	110	136	108	100	344	330	674
		<b>Team Totals</b>				<b>165</b>	<b>246</b>	<b>214</b>	<b>183</b>	<b>143</b>	<b>540</b>	<b>738</b>	<b>1278</b>
7	1261	82	19	<b>M. Haylett/D. Haylett</b>	DIV04								
		142		McKenzie Haylett		83	123	103	99	82	284	369	653
		143		David Haylett		96	111	95	84	96	275	333	608
		<b>Team Totals</b>				<b>179</b>	<b>234</b>	<b>198</b>	<b>183</b>	<b>178</b>	<b>559</b>	<b>702</b>	<b>1261</b>
8	1258	14	10	<b>J. Craig/L. Craig</b>	DIV04								
		27		Jolyne Craig		68	136	73	98	68	239	408	647
		28		Lynette Craig		109	99	84	127	103	314	297	611
		<b>Team Totals</b>				<b>177</b>	<b>235</b>	<b>157</b>	<b>225</b>	<b>171</b>	<b>553</b>	<b>705</b>	<b>1258</b>
9	1248	56	15	<b>J. Barkdull/M. Thorson</b>	DIV04								
		109		Julien Barkdull		85	121	76	111	65	252	363	615
		110		Marcus Thorson		100	108	100	105	104	309	324	633
		<b>Team Totals</b>				<b>185</b>	<b>229</b>	<b>176</b>	<b>216</b>	<b>169</b>	<b>561</b>	<b>687</b>	<b>1248</b>
10	1246	68	12	<b>K. Johnson/A. Bushell</b>	DIV04								
		128		Korban Johnson		93	114	98	134	99	331	342	673
		127		Austynbree Bushell		93	114	98	69	64	231	342	573
		<b>Team Totals</b>				<b>186</b>	<b>228</b>	<b>196</b>	<b>203</b>	<b>163</b>	<b>562</b>	<b>684</b>	<b>1246</b>
11	1231	72	13	<b>Z. Sandhoff/F. Sims</b>	DIV04								
		135		Zack Sandhoff		97	110	75	68	105	248	330	578
		136		Forrest Sims		81	125	96	121	61	278	375	653
		<b>Team Totals</b>				<b>178</b>	<b>235</b>	<b>171</b>	<b>189</b>	<b>166</b>	<b>526</b>	<b>705</b>	<b>1231</b>
12	1228	83	32	<b>M. McCoy/M. Rhoades</b>	DIV04								
		25		Mylo McCoy		103	105	91	93	70	254	315	569
		26		Madilynn Rhoades		95	112	89	115	119	323	336	659
		<b>Team Totals</b>				<b>198</b>	<b>217</b>	<b>180</b>	<b>208</b>	<b>189</b>	<b>577</b>	<b>651</b>	<b>1228</b>
13	1217	15	10	<b>C. Shaffer/C. Waller</b>	DIV04								
		172		Colton Shaffer		125	85	115	130	112	357	255	612
		41		Caleb Waller		61	143	45	51	80	176	429	605
		<b>Team Totals</b>				<b>186</b>	<b>228</b>	<b>160</b>	<b>181</b>	<b>192</b>	<b>533</b>	<b>684</b>	<b>1217</b>
14	1208	39	14	<b>G. Cozens/V. Cozens</b>	DIV04								
		72		Gabriel Cozens		94	113	90	89	104	283	339	622
		73		Vivian Cozens		72	133	65	60	62	187	399	586
		<b>Team Totals</b>				<b>166</b>	<b>246</b>	<b>155</b>	<b>149</b>	<b>166</b>	<b>470</b>	<b>738</b>	<b>1208</b>
15	1207	61	11	<b>R. Ward/D. Hastings</b>	DIV04								
		113		Rylee Ward		86	120	103	103	74	280	360	640
		114		Dezirae Hastings		97	110	67	60	110	237	330	567
		<b>Team Totals</b>				<b>183</b>	<b>230</b>	<b>170</b>	<b>163</b>	<b>184</b>	<b>517</b>	<b>690</b>	<b>1207</b>

Event	HDCP	Entry				Game	Game	Game		HDCP	Series		
Place	Total	Num	Lane	Team Name	Div	Avg	HDCP	-1-	-2-	-3-	Total	Total	HDCP
16	1205	78	1	<b>K. White/E. Larson</b>	DIV04								
		151		Kaleb White		70	135	46	57	73	176	405	581
		150		Evan Larson		96	111	96	88	107	291	333	624
				<b>Team Totals</b>		<b>166</b>	<b>246</b>	<b>142</b>	<b>145</b>	<b>180</b>	<b>467</b>	<b>738</b>	<b>1205</b>
17	1190	65	12	<b>T. Simmons/W. Ward</b>	DIV04								
		121		Teague Simmons		96	111	80	98	131	309	333	642
		122		William Ward		112	97	117	60	80	257	291	548
				<b>Team Totals</b>		<b>208</b>	<b>208</b>	<b>197</b>	<b>158</b>	<b>211</b>	<b>566</b>	<b>624</b>	<b>1190</b>

**Doubles - Handicap Results Division 5: DIV05 -- Handicap Result**

**Doubles Division 5: DIV05**

Event	HDCP	Entry				Game	Game	Game		HDCP	Series		
Place	Total	Num	Lane	Team Name	Div	Avg	HDCP	-1-	-2-	-3-	Total	Total	HDCP
1	1322	34	25	<b>L. Harden/R. Muscott</b>	DIV05								
		63		Lucas Harden		87	119	85	90	116	291	357	648
		64		Ryder Muscott		70	135	78	107	84	269	405	674
				<b>Team Totals</b>		<b>157</b>	<b>254</b>	<b>163</b>	<b>197</b>	<b>200</b>	<b>560</b>	<b>762</b>	<b>1322</b>
2	1308	67	14	<b>K. Chatwin/A. Ayala</b>	DIV05								
		125		Kinzley Chatwin		51	152	79	68	68	215	456	671
		126		Ady Ayala		67	137	59	86	81	226	411	637
				<b>Team Totals</b>		<b>118</b>	<b>289</b>	<b>138</b>	<b>154</b>	<b>149</b>	<b>441</b>	<b>867</b>	<b>1308</b>
3	1290	69	7	<b>C. Simmons/M. Aguirre</b>	DIV05								
		129		Colby Simmons		87	119	91	68	89	248	357	605
		130		Miles Aguirre		71	134	101	100	82	283	402	685
				<b>Team Totals</b>		<b>158</b>	<b>253</b>	<b>192</b>	<b>168</b>	<b>171</b>	<b>531</b>	<b>759</b>	<b>1290</b>
4	1287	50	14	<b>S. Gorden/E. Painter</b>	DIV05								
		93		Sasha Gorden		43	159	75	47	44	166	477	643
		94		Elijah Painter		59	144	53	93	66	212	432	644
				<b>Team Totals</b>		<b>102</b>	<b>303</b>	<b>128</b>	<b>140</b>	<b>110</b>	<b>378</b>	<b>909</b>	<b>1287</b>
5	1251	75	1	<b>M. Olofson/L. Silva</b>	DIV05								
		147		Maggie Olofson		46	156	60	60	64	184	468	652
		148		Lexi Silva		86	120	74	60	105	239	360	599
				<b>Team Totals</b>		<b>132</b>	<b>276</b>	<b>134</b>	<b>120</b>	<b>169</b>	<b>423</b>	<b>828</b>	<b>1251</b>
6	1234	51	17	<b>A. Tegeler/A. Carr</b>	DIV05								
		95		Adam Tegeler		43	159	54	45	55	154	477	631
		96		Asher Carr		60	144	44	66	61	171	432	603
				<b>Team Totals</b>		<b>103</b>	<b>303</b>	<b>98</b>	<b>111</b>	<b>116</b>	<b>325</b>	<b>909</b>	<b>1234</b>
7	1229	2	16	<b>R. Bame/H. Bame</b>	DIV05								
		3		Rilynn Bame		65	139	74	97	51	222	417	639
		4		Henry Bame		75	130	72	53	75	200	390	590
				<b>Team Totals</b>		<b>140</b>	<b>269</b>	<b>146</b>	<b>150</b>	<b>126</b>	<b>422</b>	<b>807</b>	<b>1229</b>
8	1227	73	11	<b>A. Ayala/K. Emler</b>	DIV05								
		137		Arcadio Ayala		49	153	31	72	45	148	459	607
		138		Karson Emler		83	123	83	81	87	251	369	620
				<b>Team Totals</b>		<b>132</b>	<b>276</b>	<b>114</b>	<b>153</b>	<b>132</b>	<b>399</b>	<b>828</b>	<b>1227</b>
9	1226	76	2	<b>C. Yamada/C. Yamada</b>	DIV05								
		146		Caroline Yamada		33	168	28	28	61	117	504	621
		145		Chloe Yamada		96	111	84	63	125	272	333	605
				<b>Team Totals</b>		<b>129</b>	<b>279</b>	<b>112</b>	<b>91</b>	<b>186</b>	<b>389</b>	<b>837</b>	<b>1226</b>
10	1201	92	18	<b>W. Sauers/E. Sherbondy</b>	DIV05								
		5		Wolfgang Sauers		48	154	54	64	34	152	462	614
		6		Emma Sherbondy		44	158	36	43	34	113	474	587
				<b>Team Totals</b>		<b>92</b>	<b>312</b>	<b>90</b>	<b>107</b>	<b>68</b>	<b>265</b>	<b>936</b>	<b>1201</b>

Event	HDCP	Entry				Game	Game	Game		HDCP	Series		
Place	Total	Num	Lane	Team Name	Div	Avg	HDCP	-1-	-2-	-3-	Total	Total	HDCP
11	1195	12	18	L. Gonzales/E. Roel	DIV05								
		23		Lilly Gonzales		87	119	84	76	91	251	357	608
		24		Elijah Roel		55	148	45	59	39	143	444	587
<b>Team Totals</b>						<b>142</b>	<b>267</b>	<b>129</b>	<b>135</b>	<b>130</b>	<b>394</b>	<b>801</b>	<b>1195</b>

**Singles - Handicap Results Division 1: DIV01 -- Handicap Result**

**Singles Division 1: DIV01B**

Event	HDCP	Entry				Game	Game	Game		HDCP	Series		
Place	Total	Num	Lane	Bowler Name	Div	Avg	HDCP	-1-	-2-	-3-	Total	Total	HDCP
1	771	194	9	Gabe Ruvalcaba	DIV01	166	48	256	154	217	627	144	771
2	712	220	4	Jason Heimbruch	DIV01	170	45	204	168	205	577	135	712
3	701	52	7	Isaiah DeTullio	DIV01	165	49	176	212	166	554	147	701
4	668	106	28	Rylan Bean	DIV01	164	50	160	201	157	518	150	668
5	662	53	8	Aiden Marshall	DIV01	172	43	140	177	216	533	129	662
6	659	242	13	Anthony Diaz	DIV01	186	30	171	198	200	569	90	659
7	656	210	23	Michael Duncan	DIV01	245		212	223	221	656		656
8	647	238	10	Dallin Maidlow	DIV01	173	42	153	139	229	521	126	647
9	637	237	10	Ben Minder	DIV01	172	43	148	178	182	508	129	637
10	631	147	5	Biron Schoenfeldt	DIV01	163	51	133	160	185	478	153	631
11	621	75	11	Nolan Pedersen	DIV01	178	37	176	172	162	510	111	621
12	616	64	2	Shane Shook	DIV01	195	22	206	156	188	550	66	616
13	603	190	6	Cayden Scogin	DIV01	162	52	118	159	170	447	156	603
14	585	226	10	Aiden Carr	DIV01	181	35	150	174	156	480	105	585
15	569	12	7	Trenton Jackson	DIV01	187	29	187	114	181	482	87	569
101	730	187	3	Gabe Ruvalcaba	DIV01	166	48	218	156	212	586	144	730
102	722	209	23	Gabe Ruvalcaba	DIV01	166	48	163	181	234	578	144	722
103	665	206	29	Jason Heimbruch	DIV01	170	45	201	183	146	530	135	665
104	597	202	30	Anthony Diaz	DIV01	186	30	170	192	145	507	90	597
105	559	208	19	Shane Shook	DIV01	195	22	186	125	182	493	66	559
106	532	207	19	Nolan Pedersen	DIV01	178	37	149	125	147	421	111	532

**Singles - Handicap Results Division 2: DIV02 -- Handicap Result**

**Singles Division 2: DIV02B**

Event	HDCP	Entry				Game	Game	Game		HDCP	Series		
Place	Total	Num	Lane	Bowler Name	Div	Avg	HDCP	-1-	-2-	-3-	Total	Total	HDCP
1	718	104	27	Indy Pascual	DIV02	141	71	161	197	147	505	213	718
2	689	192	5	Cody Edwards	DIV02	142	70	185	157	137	479	210	689
3	676	73	12	Deandre Paplia	DIV02	143	69	148	111	210	469	207	676
4	675	241	13	Aiden Melanaphy	DIV02	157	56	172	166	169	507	168	675
4	675	121	9	Nathaniel Gorden	DIV02	144	68	156	180	135	471	204	675
6	648	191	5	Logan Scogin	DIV02	158	55	143	194	146	483	165	648
7	643	146	5	Ben Kiserow	DIV02	155	58	164	144	161	469	174	643
8	634	205	29	Drayke Simonson	DIV02	158	55	183	170	116	469	165	634
9	630	26	5	Landen Geiger	DIV02	144	68	115	138	173	426	204	630
10	621	222	9	Jake Ellis-Cronan	DIV02	146	66	153	147	123	423	198	621
10	621	223	12	Asher Lucas	DIV02	141	71	167	148	93	408	213	621
12	614	98	12	Hunter Mueller	DIV02	142	70	155	127	122	404	210	614
13	609	66	10	Parker McLaren	DIV02	145	67	121	149	138	408	201	609
14	602	122	9	David Mendez	DIV02	161	53	179	159	105	443	159	602
15	585	131	11	Jackson Hahn	DIV02	161	53	165	149	112	426	159	585
16	559	235	8	Dylan Merrithew	DIV02	144	68	117	96	142	355	204	559
17	557	76	11	Zayden Dunbar	DIV02	155	58	139	124	120	383	174	557
101	608	221	9	Aiden Melanaphy	DIV02	157	56	179	158	103	440	168	608

**Singles - Handicap Results Division 3: DIV03 -- Handicap Result**

**Singles Division 3: DIV03B**

Event	HDCP	Entry				Game	Game	Game		HDCP	Series		
Place	Total	Num	Lane	Bowler Name	Div	Avg	HDCP	-1-	-2-	-3-	Total	Total	HDCP
1	713	8	6	Alex Ponce	DIV03	136	75	146	229	113	488	225	713
2	701	117	11	Jace Bourque	DIV03	127	83	139	160	153	452	249	701
3	688	62	3	Dylan Van Hoose	DIV03	126	84	191	131	114	436	252	688
4	685	61	3	Eric Smith	DIV03	124	86	142	97	188	427	258	685
5	674	36	10	Colton Shaffer	DIV03	125	85	168	116	135	419	255	674
6	665	213	10	Jacob Maestas	DIV03	133	78	155	161	115	431	234	665
7	664	74	12	Dylan Dyer	DIV03	127	83	150	137	128	415	249	664

Event	HDCP	Entry				Game	Game	Game		HDCP	Series		
Place	Total	Num	Lane	Bowler Name	Div	Avg	HDCP	-1-	-2-	-3-	Total	Total	HDCP
8	659	169	9	Brayden Karr	DIV03	131	80	130	160	129	419	240	659
9	657	118	11	David Bourque	DIV03	137	74	180	127	128	435	222	657
10	650	59	4	Gabriel Sianez	DIV03	129	81	120	161	126	407	243	650
11	643	159	5	Osiris Johnson	DIV03	132	79	120	122	164	406	237	643
12	616	136	20	Caden Robinson	DIV03	138	73	125	128	144	397	219	616
12	616	20	7	Dylan Stanton-Nielsen	DIV03	129	81	107	120	146	373	243	616
14	611	224	12	Joseph Cronan	DIV03	126	84	125	121	113	359	252	611
15	608	230	13	Caleb Washburn	DIV03	138	73	131	151	107	389	219	608
16	584	231	9	Ryan Britt	DIV03	129	81	145	93	103	341	243	584
17	579	158	5	Andrew Phipps	DIV03	124	86	107	92	122	321	258	579
18	576	186	3	Aiden Dabe	DIV03	137	74	119	105	130	354	222	576
101	602	244	16	Dylan Stanton-Nielsen	DIV03	129	81	164	110	85	359	243	602

**Singles - Handicap Results Division 4: DIV04 -- Handicap Result**

**Singles Division 4: DIV04B**

Event	HDCP	Entry				Game	Game	Game		HDCP	Series		
Place	Total	Num	Lane	Bowler Name	Div	Avg	HDCP	-1-	-2-	-3-	Total	Total	HDCP
1	721	112	14	Jack Pedersen	DIV04	123	87	132	183	145	460	261	721
2	689	214	10	Joseph Maestas	DIV04	113	96	160	108	133	401	288	689
3	683	2	15	Evan Bame	DIV04	119	90	85	153	175	413	270	683
4	664	153	8	Logan Bushell	DIV04	117	92	110	116	162	388	276	664
5	658	103	27	Kayden Kemp	DIV04	113	96	89	151	130	370	288	658
6	644	183	3	Darryn Stiffler	DIV04	105	103	139	103	93	335	309	644
6	644	125	15	Gabriel Bourque	DIV04	115	94	111	118	133	362	282	644
8	636	152	8	Ian Haynes	DIV04	108	100	133	118	85	336	300	636
9	634	1	15	Kaiden Bame	DIV04	109	99	118	126	93	337	297	634
9	634	116	19	Jackson Monday	DIV04	119	90	146	137	81	364	270	634
9	634	25	5	Xander Wass	DIV04	123	87	130	112	131	373	261	634
12	631	155	8	Amare Anchondo	DIV04	119	90	120	111	130	361	270	631
13	606	168	9	Tyson Shinn	DIV04	115	94	96	84	144	324	282	606
14	592	60	4	Jaxon Wilson	DIV04	122	88	133	91	104	328	264	592
15	565	132	11	Matthew Sifling	DIV04	120	90	84	106	105	295	270	565
16	523	115	19	Shalom Gorden	DIV04	121	89	68	73	115	256	267	523
101	694	89	26	Jack Pedersen	DIV04	123	87	151	131	151	433	261	694

**Singles - Handicap Results Division 5: DIV05 -- Handicap Result**

**Singles Division 5: DIV05B**

Event	HDCP	Entry				Game	Game	Game		HDCP	Series		
Place	Total	Num	Lane	Bowler Name	Div	Avg	HDCP	-1-	-2-	-3-	Total	Total	HDCP
1	794	236	8	William Merrithew	DIV05	93	114	158	124	170	452	342	794
2	772	197	32	Mylo McCoy	DIV05	103	105	145	169	143	457	315	772
3	753	88	26	Clayton Bowman	DIV05	104	104	178	142	121	441	312	753
4	689	140	15	Marcus Thorson	DIV05	100	108	136	124	105	365	324	689
4	689	156	12	Teague Simmons	DIV05	96	111	135	102	119	356	333	689
6	676	167	13	Kohen Emler	DIV05	97	110	134	80	132	346	330	676
7	661	170	13	Zack Sandhoff	DIV05	97	110	91	139	101	331	330	661
8	651	7	6	Antonio Azurmendi	DIV05	96	111	129	106	83	318	333	651
9	649	111	14	Ryan Thompson	DIV05	90	117	95	82	121	298	351	649
10	645	142	16	Zackery Tegeler	DIV05	93	114	80	105	118	303	342	645
11	644	196	19	David Haylett	DIV05	96	111	92	103	116	311	333	644
12	634	86	25	Lucas Harden	DIV05	87	119	89	82	106	277	357	634
13	630	162	12	Korban Johnson	DIV05	93	114	90	86	112	288	342	630
14	614	185	1	Evan Larson	DIV05	96	111	91	101	89	281	333	614
15	609	164	7	Colby Simmons	DIV05	87	119	68	99	85	252	357	609
16	603	139	15	Julien Barkdull	DIV05	85	121	114	59	67	240	363	603
17	602	243	16	Atreyu Trimmer	DIV05	99	108	102	80	96	278	324	602
18	601	141	16	Benjamin Tegeler	DIV05	90	117	77	103	70	250	351	601
19	597	100	14	Gabriel Cozens	DIV05	94	113	84	92	82	258	339	597

**Singles - Handicap Results Division 6: DIV06 -- Handicap Result**

**Singles Division 6: DIV06B**

Event	HDCP	Entry				Game	Game	Game		HDCP	Series		
Place	Total	Num	Lane	Bowler Name	Div	Avg	HDCP	-1-	-2-	-3-	Total	Total	HDCP
1	663	193	10	Caleb Waller	DIV06	61	143	102	69	63	234	429	663
2	649	31	18	Elijah Roel	DIV06	55	148	59	81	65	205	444	649
3	636	165	7	Miles Aguirre	DIV06	71	134	71	112	51	234	402	636

Event	HDCP	Entry				Game	Game	Game		HDCP	Series		
Place	Total	Num	Lane	Bowler Name	Div	Avg	HDCP	-1-	-2-	-3-	Total	Total	HDCP
4	635	135	20	Kenneth Anderson	DIV06	83	123	90	104	72	266	369	635
5	632	173	11	Karson Emler	DIV06	83	123	107	82	74	263	369	632
6	631	171	13	Forrest Sims	DIV06	81	125	76	107	73	256	375	631
7	630	99	12	Raen Mueller	DIV06	78	127	99	74	76	249	381	630
8	624	130	17	Asher Carr	DIV06	60	144	78	46	68	192	432	624
9	621	129	17	Adam Tegeler	DIV06	43	159	41	53	50	144	477	621
10	617	215	18	Wolfgang Sauers	DIV06	48	154	47	62	46	155	462	617
11	615	128	14	Elijah Painter	DIV06	59	144	56	68	59	183	432	615
12	614	87	25	Ryder Muscott	DIV06	70	135	62	81	66	209	405	614
13	611	172	11	Arcadio Ayala	DIV06	49	153	47	49	56	152	459	611
14	604	166	13	Liam Travis	DIV06	68	136	54	83	59	196	408	604
15	594	184	1	Kaleb White	DIV06	70	135	57	71	61	189	405	594
16	587	4	16	Henry Bame	DIV06	75	130	67	72	58	197	390	587

**Singles - Handicap Results Division 7: DIV07 -- Handicap Result**

**Singles Division 7: DIV07G**

Event	HDCP	Entry				Game	Game	Game		HDCP	Series		
Place	Total	Num	Lane	Bowler Name	Div	Avg	HDCP	-1-	-2-	-3-	Total	Total	HDCP
1	723	260	17	Jenessa Hernandez	DIV07	193	24	221	214	216	651	72	723
2	694	105	28	Mia Pascual	DIV07	140	72	165	146	167	478	216	694
3	690	10	6	Vyctorya Ponce	DIV07	130	81	134	169	144	447	243	690
4	681	45	7	Savannah Hudgins	DIV07	133	78	143	161	143	447	234	681
5	673	23	6	Donnita Wass	DIV07	138	73	140	158	156	454	219	673
6	670	203	20	Emilee Elzy	DIV07	136	75	151	149	145	445	225	670
7	666	240	15	Khia Dunbar	DIV07	153	60	155	177	154	486	180	666
8	663	189	6	Emily Dominick	DIV07	142	70	152	126	175	453	210	663
9	628	151	7	Aaliyah Gibson	DIV07	128	82	137	110	135	382	246	628
10	626	54	8	Kylie Smith	DIV07	183	33	181	195	151	527	99	626
11	614	225	10	Aubrionna Anderson	DIV07	126	84	128	111	123	362	252	614
12	612	63	2	Kaylee Redus	DIV07	137	74	102	118	170	390	222	612
13	600	219	4	Hailey Havel	DIV07	162	52	167	132	145	444	156	600
14	591	199	31	Makayla Barnes	DIV07	122	88	115	112	100	327	264	591
15	584	11	7	Jennalynn King	DIV07	150	63	133	131	131	395	189	584
16	575	204	20	Alena Camacho	DIV07	135	76	129	113	105	347	228	575
17	556	200	31	Maddison Boharsik	DIV07	146	66	128	127	103	358	198	556
101	645	201	30	Khia Dunbar	DIV07	153	60	166	142	157	465	180	645
102	598	51	7	Hailey Havel	DIV07	162	52	132	159	151	442	156	598

**Singles - Handicap Results Division 8: DIV08 -- Handicap Result**

**Singles Division 8: DIV08G**

Event	HDCP	Entry				Game	Game	Game		HDCP	Series		
Place	Total	Num	Lane	Bowler Name	Div	Avg	HDCP	-1-	-2-	-3-	Total	Total	HDCP
1	722	24	6	Tatum Geiger	DIV08	109	99	133	127	165	425	297	722
2	694	218	17	Haley Arsenault	DIV08	101	107	121	114	138	373	321	694
3	675	163	12	Austynbree Bushell	DIV08	93	114	92	109	132	333	342	675
4	662	150	7	Kylee Nelson	DIV08	110	99	109	126	130	365	297	662
5	661	9	6	Alexa Azurmendi	DIV08	112	97	113	113	144	370	291	661
6	654	217	17	Hannah Arsenault	DIV08	107	101	138	82	131	351	303	654
7	648	44	7	Kiana Cipra	DIV08	102	106	120	106	104	330	318	648
8	635	181	2	Chloe Yamada	DIV08	96	111	104	111	87	302	333	635
9	634	228	13	Maci Barkdull	DIV08	115	94	127	98	127	352	282	634
10	632	198	32	Madilynn Rhoades	DIV08	95	112	107	95	94	296	336	632
11	618	154	8	Marissa Haynes	DIV08	110	99	135	76	110	321	297	618
12	612	227	13	Aria Carr	DIV08	104	104	97	113	90	300	312	612
13	593	35	10	Lynette Craig	DIV08	109	99	86	97	113	296	297	593
14	583	149	11	Dezirae Hastings	DIV08	97	110	66	98	89	253	330	583
15	580	182	3	Arden Hippchen	DIV08	113	96	108	91	93	292	288	580
16	566	21	9	Nevaeh Kaylor	DIV08	117	92	88	97	105	290	276	566
17	553	229	13	Kaylee Washburn	DIV08	109	99	77	82	97	256	297	553
101	622	43	9	Kiana Cipra	DIV08	102	106	100	93	111	304	318	622

**Singles - Handicap Results Division 9: DIV09 -- Handicap Result**

**Singles Division 9: DIV09G**



Event	HDCP	Entry				Game	Game	Game	HDCP	Series			
Place	Total	Num	Lane	Bowler Name	Div	Avg	HDCP	-1-	-2-	-3-	Total	Total	HDCP
1	719	40	1	Madison Moore	DIV09	76	129	88	107	137	332	387	719
2	669	22	9	Kinza McLaren	DIV09	90	117	85	112	121	318	351	669
3	665	19	7	Mary Johnson	DIV09	87	119	106	85	117	308	357	665
4	655	126	15	Lily Smith	DIV09	78	127	59	97	118	274	381	655
5	653	101	14	Vivian Cozens	DIV09	72	133	74	96	84	254	399	653
6	651	195	19	McKenzie Haylett	DIV09	83	123	97	85	100	282	369	651
7	636	3	16	Rilynn Bame	DIV09	65	139	85	70	64	219	417	636
8	635	161	14	Ady Ayala	DIV09	67	137	61	67	96	224	411	635
9	628	160	14	Kinzley Chatwin	DIV09	51	152	64	56	52	172	456	628
10	622	261	17	Adaline Clark	DIV09	84	122	83	90	83	256	366	622
10	622	113	5	Anastasia Rea	DIV09	79	126	99	82	63	244	378	622
12	616	178	1	Maggie Olofson	DIV09	46	156	66	40	42	148	468	616
13	595	34	10	Jolyne Craig	DIV09	68	136	63	48	76	187	408	595
14	593	127	14	Sasha Gorden	DIV09	43	159	28	42	46	116	477	593
15	588	216	18	Emma Sherbondy	DIV09	44	158	44	38	32	114	474	588
16	562	30	18	Lilly Gonzales	DIV09	87	119	71	61	73	205	357	562
17	545	179	1	Lexi Silva	DIV09	86	120	53	65	67	185	360	545

**Scratch Singles - Scratch Results Division 1: DIV01 -- Scratch Result**

**Scratch Singles Division 1: DIV01B**

Event	Scr	Entry				Game	Game	Game	Total	
Place	Total	Num	Lane	Bowler Name	Div	Avg	-1-	-2-	-3-	Total
1	656	255	___	Michael Duncan	DIV01	245	212	223	221	656
2	627	258	___	Gabe Ruvalcaba	DIV01	166	256	154	217	627
3	577	249	___	Jason Heimbruch	DIV01	170	204	168	205	577
4	569	245	___	Anthony Diaz	DIV01	186	171	198	200	569
5	554	56	___	Isaiah DeTullio	DIV01	165	176	212	166	554
6	550	68	___	Shane Shook	DIV01	195	206	156	188	550
7	533	57	___	Aiden Marshall	DIV01	172	140	177	216	533
8	510	79	___	Nolan Pedersen	DIV01	178	176	172	162	510
9	482	16	___	Trenton Jackson	DIV01	187	187	114	181	482
10	480	248	___	Aiden Carr	DIV01	181	150	174	156	480
11	469	77	___	Deandre Paplia	DIV01	143	148	111	210	469
12	426	29	___	Landen Geiger	DIV01	144	115	138	173	426
13	415	78	___	Dylan Dyer	DIV01	127	150	137	128	415
14	404	102	___	Hunter Mueller	DIV01	142	155	127	122	404
15	383	80	___	Zayden Dunbar	DIV01	155	139	124	120	383
101	586	188	___	Gabe Ruvalcaba	DIV01	166	218	156	212	586
102	578	254	___	Gabe Ruvalcaba	DIV01	166	163	181	234	578
103	530	251	___	Jason Heimbruch	DIV01	170	201	183	146	530
104	507	256	___	Anthony Diaz	DIV01	186	170	192	145	507
105	493	253	___	Shane Shook	DIV01	195	186	125	182	493
106	421	252	___	Nolan Pedersen	DIV01	178	149	125	147	421

**Scratch Singles - Scratch Results Division 2: DIV02 -- Scratch Result**

**Scratch Singles Division 2: DIV02G**

Event	Scr	Entry				Game	Game	Game	Total	
Place	Total	Num	Lane	Bowler Name	Div	Avg	-1-	-2-	-3-	Total
1	527	58	___	Kylie Smith	DIV02	183	181	195	151	527
2	454	27	___	Donnita Wass	DIV02	138	140	158	156	454
3	442	55	___	Hailey Havel	DIV02	162	132	159	151	442
4	425	28	___	Tatum Geiger	DIV02	109	133	127	165	425
5	395	15	___	Jennalynn King	DIV02	150	133	131	131	395
6	390	67	___	Kaylee Redus	DIV02	137	102	118	170	390

**All Event #1 - Handicap Results Division 1: DIV01 -- Handicap Result**

**All Event #1 Division 1: DIV01B**

Event	HDCP	Entry				Game	Game	Game	HDCP	Series									
Place	Total	Num	Bowler Name	Div	Avg	HDCP	-1-	-2-	-3-	Total	Total	HDCP							
1	2054	30	Gabe Ruvalcaba	DIV01	166	432	163	181	234	578	144	722							
			Singles										144	165	197	151	513	144	657
			Doubles										144	186	168	177	531	144	675
			Teams																
					166	432				1622	432	2054							
2	1998	77	Rylan Bean	DIV01															

Event Place	HDCP Total	Entry Num	Bowler Name	Div	Avg	HDCP	Game -1-	Game -2-	Game -3-	Total	HDCP Total	Series HDCP
			Singles			150	160	201	157	518	150	668
			Doubles			150	154	166	150	470	150	620
			Teams			150	185	188	187	560	150	710
					<b>164</b>	<b>450</b>				<b>1548</b>	<b>450</b>	<b>1998</b>
<b>3</b>	<b>1951</b>	<b>43</b>	<b>Isaiah DeTullio</b>	<b>DIV01</b>								
			Singles			147	176	212	166	554	147	701
			Doubles			147	138	178	143	459	147	606
			Teams			147	182	171	144	497	147	644
					<b>165</b>	<b>441</b>				<b>1510</b>	<b>441</b>	<b>1951</b>
<b>4</b>	<b>1943</b>	<b>32</b>	<b>Biron Schoenfeldt</b>	<b>DIV01</b>								
			Singles			153	133	160	185	478	153	631
			Doubles			153	189	123	215	527	153	680
			Teams			153	163	161	155	479	153	632
					<b>163</b>	<b>459</b>				<b>1484</b>	<b>459</b>	<b>1943</b>
<b>5</b>	<b>1916</b>	<b>157</b>	<b>Cayden Scogin</b>	<b>DIV01</b>								
			Singles			156	118	159	170	447	156	603
			Doubles			156	171	155	167	493	156	649
			Teams			156	186	184	138	508	156	664
					<b>162</b>	<b>468</b>				<b>1448</b>	<b>468</b>	<b>1916</b>
<b>6</b>	<b>1864</b>	<b>141</b>	<b>Jason Heimbruch</b>	<b>DIV01</b>								
			Singles			135	201	183	146	530	135	665
			Doubles			135	124	159	168	451	135	586
			Teams			135	207	163	108	478	135	613
					<b>170</b>	<b>405</b>				<b>1459</b>	<b>405</b>	<b>1864</b>
<b>7</b>	<b>1828</b>	<b>14</b>	<b>Trenton Jackson</b>	<b>DIV01</b>								
			Singles			87	187	114	181	482	87	569
			Doubles			87	143	255	175	573	87	660
			Teams			87	137	163	212	512	87	599
					<b>187</b>	<b>261</b>				<b>1567</b>	<b>261</b>	<b>1828</b>
<b>8</b>	<b>1820</b>	<b>44</b>	<b>Aiden Marshall</b>	<b>DIV01</b>								
			Singles			129	140	177	216	533	129	662
			Doubles			129	150	145	144	439	129	568
			Teams			129	172	123	166	461	129	590
					<b>172</b>	<b>387</b>				<b>1433</b>	<b>387</b>	<b>1820</b>
<b>9</b>	<b>1807</b>	<b>37</b>	<b>Dallin Maidlow</b>	<b>DIV01</b>								
			Singles			126	153	139	229	521	126	647
			Doubles			126	152	120	202	474	126	600
			Teams			126	114	180	140	434	126	560
					<b>173</b>	<b>378</b>				<b>1429</b>	<b>378</b>	<b>1807</b>
<b>10</b>	<b>1803</b>	<b>55</b>	<b>Nolan Pedersen</b>	<b>DIV01</b>								
			Singles			111	149	125	147	421	111	532
			Doubles			111	137	257	179	573	111	684
			Teams			111	169	156	151	476	111	587
					<b>178</b>	<b>333</b>				<b>1470</b>	<b>333</b>	<b>1803</b>
<b>11</b>	<b>1796</b>	<b>33</b>	<b>Michael Duncan</b>	<b>DIV01</b>								
			Singles				212	223	221	656		656
			Doubles				157	187	188	532		532
			Teams				219	212	177	608		608
					<b>245</b>					<b>1796</b>		<b>1796</b>
<b>12</b>	<b>1784</b>	<b>53</b>	<b>Anthony Diaz</b>	<b>DIV01</b>								
			Singles			90	170	192	145	507	90	597
			Doubles			90	153	179	213	545	90	635
			Teams			90	163	165	134	462	90	552

Event Place	HDCP Total	Entry Num	Bowler Name	Div	Avg	HDCP	Game -1-	Game -2-	Game -3-	Total	HDCP Total	Series HDCP
					<b>186</b>	<b>270</b>				<b>1514</b>	<b>270</b>	<b>1784</b>
<b>13</b>	<b>1776</b>	<b>104</b>	<b>Aiden Carr</b>	<b>DIV01</b>								
			Singles			105	150	174	156	480	105	585
			Doubles			105	178	159	177	514	105	619
			Teams			105	174	151	142	467	105	572
					<b>181</b>	<b>315</b>				<b>1461</b>	<b>315</b>	<b>1776</b>
<b>14</b>	<b>1753</b>	<b>52</b>	<b>Shane Shook</b>	<b>DIV01</b>								
			Singles			66	186	125	182	493	66	559
			Doubles			66	150	187	188	525	66	591
			Teams			66	196	168	173	537	66	603
					<b>195</b>	<b>198</b>				<b>1555</b>	<b>198</b>	<b>1753</b>
<b>15</b>	<b>1397</b>	<b>39</b>	<b>Ben Minder</b>	<b>DIV01</b>								
			Singles			129	148	178	182	508	129	637
			Doubles			129	257	197	177	631	129	760
			Teams			NA				XXX		
					<b>172</b>	<b>258</b>				<b>1139</b>	<b>258</b>	<b>1397</b>

Event Place	HDCP Total	Entry Num	Bowler Name	Div	Avg	HDCP	Game -1-	Game -2-	Game -3-	Total	HDCP Total	Series HDCP
-------------	------------	-----------	-------------	-----	-----	------	----------	----------	----------	-------	------------	-------------

**All Event #1 - Handicap Results Division 2: DIV02 -- Handicap Result**

**All Event #1 Division 2: DIV02B**

Event Place	HDCP Total	Entry Num	Bowler Name	Div	Avg	HDCP	Game -1-	Game -2-	Game -3-	Total	HDCP Total	Series HDCP
1	2095	76	<b>Indy Pascual</b>	DIV02								
			Singles			213	161	197	147	505	213	718
			Doubles			213	179	143	136	458	213	671
			Teams			213	160	157	176	493	213	706
					<b>141</b>	<b>639</b>				<b>1456</b>	<b>639</b>	<b>2095</b>
2	2086	156	<b>Cody Edwards</b>	DIV02								
			Singles			210	185	157	137	479	210	689
			Doubles			210	157	145	170	472	210	682
			Teams			210	164	168	173	505	210	715
					<b>142</b>	<b>630</b>				<b>1456</b>	<b>630</b>	<b>2086</b>
3	1985	140	<b>Drayke Simonson</b>	DIV02								
			Singles			165	183	170	116	469	165	634
			Doubles			165	171	197	178	546	165	711
			Teams			165	137	183	155	475	165	640
					<b>158</b>	<b>495</b>				<b>1490</b>	<b>495</b>	<b>1985</b>
4	1980	57	<b>Deandre Paplia</b>	DIV02								
			Singles			207	148	111	210	469	207	676
			Doubles			207	135	170	127	432	207	639
			Teams			207	159	139	160	458	207	665
					<b>143</b>	<b>621</b>				<b>1359</b>	<b>621</b>	<b>1980</b>
5	1964	31	<b>Ben Kiserow</b>	DIV02								
			Singles			174	164	144	161	469	174	643
			Doubles			174	159	126	156	441	174	615
			Teams			174	177	203	152	532	174	706
					<b>155</b>	<b>522</b>				<b>1442</b>	<b>522</b>	<b>1964</b>
6	1928	22	<b>Landen Geiger</b>	DIV02								
			Singles			204	115	138	173	426	204	630
			Doubles			204	122	125	97	344	204	548
			Teams			204	182	172	192	546	204	750
					<b>144</b>	<b>612</b>				<b>1316</b>	<b>612</b>	<b>1928</b>
7	1910	87	<b>Nathaniel Gorden</b>	DIV02								
			Singles			204	156	180	135	471	204	675
			Doubles			204	134	124	182	440	204	644
			Teams			204	99	137	151	387	204	591
					<b>144</b>	<b>612</b>				<b>1298</b>	<b>612</b>	<b>1910</b>
8	1888	68	<b>Jake Ellis-Cronan</b>	DIV02								
			Singles			198	153	147	123	423	198	621
			Doubles			198	122	138	147	407	198	605
			Teams			198	131	141	192	464	198	662
					<b>146</b>	<b>594</b>				<b>1294</b>	<b>594</b>	<b>1888</b>
9	1844	155	<b>Logan Scogin</b>	DIV02								
			Singles			165	143	194	146	483	165	648
			Doubles			165	151	142	183	476	165	641
			Teams			165	88	120	182	390	165	555
					<b>158</b>	<b>495</b>				<b>1349</b>	<b>495</b>	<b>1844</b>
10	1835	59	<b>Zayden Dunbar</b>	DIV02								
			Singles			174	139	124	120	383	174	557
			Doubles			174	162	156	177	495	174	669
			Teams			174	148	138	149	435	174	609
					<b>155</b>	<b>522</b>				<b>1313</b>	<b>522</b>	<b>1835</b>

Event Place	HDCP Total	Entry Num	Bowler Name	Div	Avg	HDCP	Game -1-	Game -2-	Game -3-	Total	HDCP Total	Series HDCP
11	1832	70	Hunter Mueller	DIV02								
			Singles			210	155	127	122	404	210	614
			Doubles			210	144	124	121	389	210	599
			Teams			210	142	125	142	409	210	619
					142	630				1202	630	1832
12	1821	88	David Mendez	DIV02								
			Singles			159	179	159	105	443	159	602
			Doubles			159	153	164	143	460	159	619
			Teams			159	156	102	183	441	159	600
					161	477				1344	477	1821
13	1815	54	Aiden Melanaphy	DIV02								
			Singles			168	179	158	103	440	168	608
			Doubles			168	137	168	157	462	168	630
			Teams			168	127	138	144	409	168	577
					157	504				1311	504	1815
14	1802	69	Asher Lucas	DIV02								
			Singles			213	167	148	93	408	213	621
			Doubles			213	116	125	112	353	213	566
			Teams			213	116	145	141	402	213	615
					141	639				1163	639	1802
15	1793	97	Jackson Hahn	DIV02								
			Singles			159	165	149	112	426	159	585
			Doubles			159	111	129	164	404	159	563
			Teams			159	147	152	187	486	159	645
					161	477				1316	477	1793
16	1757	51	Parker McLaren	DIV02								
			Singles			201	121	149	138	408	201	609
			Doubles			201	130	102	118	350	201	551
			Teams			201	123	129	144	396	201	597
					145	603				1154	603	1757

**All Event #1 - Handicap Results Division 3: DIV03 -- Handicap Result**


**All Event #1 Division 3: DIV03B**

Event Place	HDCP Total	Entry Num	Bowler Name	Div	Avg	HDCP	Game -1-	Game -2-	Game -3-	Total	HDCP Total	Series HDCP
1	2106	82	Jace Bourque	DIV03								
			Singles			249	139	160	153	452	249	701
			Doubles			249	160	151	172	483	249	732
			Teams			249	126	159	139	424	249	673
					127	747				1359	747	2106
2	2044	49	Dylan Van Hoose	DIV03								
			Singles			252	191	131	114	436	252	688
			Doubles			252	117	166	162	445	252	697
			Teams			252	104	161	142	407	252	659
					126	756				1288	756	2044
3	2032	166	Jacob Maestas	DIV03								
			Singles			234	155	161	115	431	234	665
			Doubles			234	149	139	167	455	234	689
			Teams			234	158	155	131	444	234	678
					133	702				1330	702	2032
4	2013	9	Alex Ponce	DIV03								
			Singles			225	146	229	113	488	225	713
			Doubles			225	155	99	136	390	225	615
			Teams			225	172	135	153	460	225	685
					136	675				1338	675	2013

Event Place	HDCP Total	Entry Num	Bowler Name	Div	Avg	HDCP	Game -1-	Game -2-	Game -3-	Total	HDCP Total	Series HDCP
5	1975	48	<b>Eric Smith</b>	DIV03								
			Singles			258	142	97	188	427	258	685
			Doubles			258	127	122	125	374	258	632
			Teams			258	116	146	138	400	258	658
					<b>124</b>	<b>774</b>			<b>1201</b>	<b>774</b>	<b>1975</b>	
6	1899	83	<b>David Bourque</b>	DIV03								
			Singles			222	180	127	128	435	222	657
			Doubles			222	74	135	173	382	222	604
			Teams			222	147	132	137	416	222	638
					<b>137</b>	<b>666</b>			<b>1233</b>	<b>666</b>	<b>1899</b>	
7	1884	58	<b>Dylan Dyer</b>	DIV03								
			Singles			249	150	137	128	415	249	664
			Doubles			249	121	135	121	377	249	626
			Teams			249	143	83	119	345	249	594
					<b>127</b>	<b>747</b>			<b>1137</b>	<b>747</b>	<b>1884</b>	
8	1866	124	<b>Osiris Johnson</b>	DIV03								
			Singles			237	120	122	164	406	237	643
			Doubles			237	104	161	137	402	237	639
			Teams			237	99	111	137	347	237	584
					<b>132</b>	<b>711</b>			<b>1155</b>	<b>711</b>	<b>1866</b>	
9	1865	102	<b>Caden Robinson</b>	DIV03								
			Singles			219	125	128	144	397	219	616
			Doubles			219	129	93	134	356	219	575
			Teams			219	162	183	110	455	219	674
					<b>138</b>	<b>657</b>			<b>1208</b>	<b>657</b>	<b>1865</b>	
10	1864	153	<b>Aiden Dabe</b>	DIV03								
			Singles			222	119	105	130	354	222	576
			Doubles			222	108	203	142	453	222	675
			Teams			222	126	167	98	391	222	613
					<b>137</b>	<b>666</b>			<b>1198</b>	<b>666</b>	<b>1864</b>	
11	1860	67	<b>Joseph Cronan</b>	DIV03								
			Singles			252	125	121	113	359	252	611
			Doubles			252	132	142	144	418	252	670
			Teams			252	100	101	126	327	252	579
					<b>126</b>	<b>756</b>			<b>1104</b>	<b>756</b>	<b>1860</b>	
12	1854	165	<b>Ryan Britt</b>	DIV03								
			Singles			243	145	93	103	341	243	584
			Doubles			243	145	179	99	423	243	666
			Teams			243	106	151	104	361	243	604
					<b>129</b>	<b>729</b>			<b>1125</b>	<b>729</b>	<b>1854</b>	
13	1848	134	<b>Brayden Karr</b>	DIV03								
			Singles			240	130	160	129	419	240	659
			Doubles			240	123	88	120	331	240	571
			Teams			240	105	148	125	378	240	618
					<b>131</b>	<b>720</b>			<b>1128</b>	<b>720</b>	<b>1848</b>	
14	1829	158	<b>Dylan Stanton-Nielsen</b>	DIV03								
			Singles			243	107	120	146	373	243	616
			Doubles			243	100	114	136	350	243	593
			Teams			243	142	147	88	377	243	620
					<b>129</b>	<b>729</b>			<b>1100</b>	<b>729</b>	<b>1829</b>	
15	1751	100	<b>Caleb Washburn</b>	DIV03								
			Singles			219	131	151	107	389	219	608
			Doubles			219	108	121	117	346	219	565
			Teams			219	99	154	106	359	219	578

Event Place	HDCP Total	Entry Num	Bowler Name	Div	Avg	HDCP	Game -1-	Game -2-	Game -3-	Total	HDCP Total	Series HDCP
					138	657				1094	657	1751
16	1737	123	Andrew Phipps	DIV03								
			Singles			258	107	92	122	321	258	579
			Doubles			258	111	103	116	330	258	588
			Teams			258	126	102	84	312	258	570
					124	774				963	774	1737

**All Event #1 - Handicap Results Division 4: DIV04 -- Handicap Result**


 All Event #1 Division 4: DIV04B

Event Place	HDCP Total	Entry Num	Bowler Name	Div	Avg	HDCP	Game -1-	Game -2-	Game -3-	Total	HDCP Total	Series HDCP
1	2080	66	<b>Jack Pedersen</b>	DIV04								
			Singles			261	151	131	151	433	261	694
			Doubles			261	140	147	162	449	261	710
			Teams			261	121	145	149	415	261	676
					<b>123</b>	<b>783</b>				<b>1297</b>	<b>783</b>	<b>2080</b>
2	1997	84	<b>Jackson Monday</b>	DIV04								
			Singles			270	146	137	81	364	270	634
			Doubles			270	169	162	134	465	270	735
			Teams			270	135	78	145	358	270	628
					<b>119</b>	<b>810</b>				<b>1187</b>	<b>810</b>	<b>1997</b>
3	1986	167	<b>Joseph Maestas</b>	DIV04								
			Singles			288	160	108	133	401	288	689
			Doubles			288	119	124	90	333	288	621
			Teams			288	137	134	117	388	288	676
					<b>113</b>	<b>864</b>				<b>1122</b>	<b>864</b>	<b>1986</b>
4	1948	89	<b>Gabriel Bourque</b>	DIV04								
			Singles			282	111	118	133	362	282	644
			Doubles			282	113	135	119	367	282	649
			Teams			282	114	144	115	373	282	655
					<b>115</b>	<b>846</b>				<b>1102</b>	<b>846</b>	<b>1948</b>
5	1926	2	<b>Kaiden Bame</b>	DIV04								
			Singles			297	118	126	93	337	297	634
			Doubles			297	133	129	93	355	297	652
			Teams			297	129	104	110	343	297	640
					<b>109</b>	<b>891</b>				<b>1035</b>	<b>891</b>	<b>1926</b>
6	1898	81	<b>Shalom Gorden</b>	DIV04								
			Singles			267	68	73	115	256	267	523
			Doubles			267	119	102	153	374	267	641
			Teams			267	164	168	135	467	267	734
					<b>121</b>	<b>801</b>				<b>1097</b>	<b>801</b>	<b>1898</b>
7	1889	120	<b>Logan Bushell</b>	DIV04								
			Singles			276	110	116	162	388	276	664
			Doubles			276	106	108	83	297	276	573
			Teams			276	116	146	114	376	276	652
					<b>117</b>	<b>828</b>				<b>1061</b>	<b>828</b>	<b>1889</b>
8	1877	118	<b>Amare Anchondo</b>	DIV04								
			Singles			270	120	111	130	361	270	631
			Doubles			270	138	113	118	369	270	639
			Teams			270	129	96	112	337	270	607
					<b>119</b>	<b>810</b>				<b>1067</b>	<b>810</b>	<b>1877</b>
9	1857	152	<b>Darryn Stiffler</b>	DIV04								
			Singles			309	139	103	93	335	309	644
			Doubles			309	99	81	100	280	309	589
			Teams			309	95	108	112	315	309	624
					<b>105</b>	<b>927</b>				<b>930</b>	<b>927</b>	<b>1857</b>
9	1857	47	<b>Jaxon Wilson</b>	DIV04								
			Singles			264	133	91	104	328	264	592
			Doubles			264	165	113	134	412	264	676
			Teams			264	112	101	112	325	264	589
					<b>122</b>	<b>792</b>				<b>1065</b>	<b>792</b>	<b>1857</b>
11	1845	1	<b>Evan Bame</b>	DIV04								
			Singles			270	85	153	175	413	270	683
			Doubles			270	79	123	120	322	270	592
			Teams			270	63	115	122	300	270	570



Event Place	HDCP Total	Entry Num	Bowler Name	Div	Avg	HDCP	Game -1-	Game -2-	Game -3-	Total	HDCP Total	Series HDCP
					119	810				1035	810	1845
12	1833	98	<b>Matthew Sifling</b>	DIV04								
			Singles			270	84	106	105	295	270	565
			Doubles			270	103	117	112	332	270	602
			Teams			270	141	133	122	396	270	666
					120	810				1023	810	1833
13	1832	132	<b>Tyson Shinn</b>	DIV04								
			Singles			282	96	84	144	324	282	606
			Doubles			282	132	100	84	316	282	598
			Teams			282	110	138	98	346	282	628
					115	846				986	846	1832
14	1825	74	<b>Kayden Kemp</b>	DIV04								
			Singles			288	89	151	130	370	288	658
			Doubles			288	78	91	95	264	288	552
			Teams			288	66	125	136	327	288	615
					113	864				961	864	1825
15	1804	117	<b>Ian Haynes</b>	DIV04								
			Singles			300	133	118	85	336	300	636
			Doubles			300	122	88	68	278	300	578
			Teams			300	79	110	101	290	300	590
					108	900				904	900	1804
16	1768	21	<b>Xander Wass</b>	DIV04								
			Singles			261	130	112	131	373	261	634
			Doubles			261	82	132	112	326	261	587
			Teams			261	95	113	78	286	261	547
					123	783				985	783	1768
17	1164	122	<b>William Ward</b>	DIV04								
			Singles			NA				XXX		
			Doubles			291	117	60	80	257	291	548
			Teams			291	115	79	131	325	291	616
					112	582				582	582	1164


**All Event #1 - Handicap Results Division 5: DIV05 -- Handicap Result**

 All Event #1 Division 5: DIV05B

Event Place	HDCP Total	Entry Num	Bowler Name	Div	Avg	HDCP	Game -1-	Game -2-	Game -3-	Total	HDCP Total	Series HDCP
1	2171	65	<b>Clayton Bowman</b>	DIV05								
			Singles			312	178	142	121	441	312	753
			Doubles			312	115	142	142	399	312	711
			Teams			312	142	120	133	395	312	707
					<b>104</b>	<b>936</b>				<b>1235</b>	<b>936</b>	<b>2171</b>
2	1994	7	<b>Antonio Azurmendi</b>	DIV05								
			Singles			333	129	106	83	318	333	651
			Doubles			333	102	102	124	328	333	661
			Teams			333	109	107	133	349	333	682
					<b>96</b>	<b>999</b>				<b>995</b>	<b>999</b>	<b>1994</b>
3	1987	25	<b>Mylo McCoy</b>	DIV05								
			Singles			315	145	169	143	457	315	772
			Doubles			315	91	93	70	254	315	569
			Teams			315	136	114	81	331	315	646
					<b>103</b>	<b>945</b>				<b>1042</b>	<b>945</b>	<b>1987</b>
4	1981	108	<b>Zackery Tegeler</b>	DIV05								
			Singles			342	80	105	118	303	342	645
			Doubles			342	153	120	105	378	342	720
			Teams			342	81	103	90	274	342	616
					<b>93</b>	<b>1026</b>				<b>955</b>	<b>1026</b>	<b>1981</b>
5	1969	143	<b>David Haylett</b>	DIV05								
			Singles			333	92	103	116	311	333	644
			Doubles			333	95	84	96	275	333	608
			Teams			333	148	128	108	384	333	717
					<b>96</b>	<b>999</b>				<b>970</b>	<b>999</b>	<b>1969</b>
6	1960	63	<b>Lucas Harden</b>	DIV05								
			Singles			357	89	82	106	277	357	634
			Doubles			357	85	90	116	291	357	648
			Teams			357	141	96	84	321	357	678
					<b>87</b>	<b>1071</b>				<b>889</b>	<b>1071</b>	<b>1960</b>
7	1953	133	<b>Kohen Emler</b>	DIV05								
			Singles			330	134	80	132	346	330	676
			Doubles			330	136	108	100	344	330	674
			Teams			330	110	70	93	273	330	603
					<b>97</b>	<b>990</b>				<b>963</b>	<b>990</b>	<b>1953</b>
8	1924	121	<b>Teague Simmons</b>	DIV05								
			Singles			333	135	102	119	356	333	689
			Doubles			333	80	98	131	309	333	642
			Teams			333	64	91	105	260	333	593
					<b>96</b>	<b>999</b>				<b>925</b>	<b>999</b>	<b>1924</b>
9	1910	128	<b>Korban Johnson</b>	DIV05								
			Singles			342	90	86	112	288	342	630
			Doubles			342	98	134	99	331	342	673
			Teams			342	92	82	91	265	342	607
					<b>93</b>	<b>1026</b>				<b>884</b>	<b>1026</b>	<b>1910</b>
10	1895	109	<b>Julien Barkdull</b>	DIV05								
			Singles			363	114	59	67	240	363	603
			Doubles			363	76	111	65	252	363	615
			Teams			363	97	128	89	314	363	677
					<b>85</b>	<b>1089</b>				<b>806</b>	<b>1089</b>	<b>1895</b>
11	1851	129	<b>Colby Simmons</b>	DIV05								
			Singles			357	68	99	85	252	357	609
			Doubles			357	91	68	89	248	357	605
			Teams			357	85	85	110	280	357	637

Event Place	HDCP Total	Entry Num	Bowler Name	Div	Avg	HDCP	Game -1-	Game -2-	Game -3-	Total	HDCP Total	Series HDCP
					<b>87</b>	<b>1071</b>				<b>780</b>	<b>1071</b>	<b>1851</b>
<b>12</b>	<b>1839</b>	<b>107</b>	<b>Benjamin Tegeler</b>	<b>DIV05</b>								
			Singles			351	77	103	70	250	351	601
			Doubles			351	72	73	95	240	351	591
			Teams			351	106	85	105	296	351	647
					<b>90</b>	<b>1053</b>				<b>786</b>	<b>1053</b>	<b>1839</b>
<b>12</b>	<b>1839</b>	<b>135</b>	<b>Zack Sandhoff</b>	<b>DIV05</b>								
			Singles			330	91	139	101	331	330	661
			Doubles			330	75	68	105	248	330	578
			Teams			330	73	71	126	270	330	600
					<b>97</b>	<b>990</b>				<b>849</b>	<b>990</b>	<b>1839</b>
<b>12</b>	<b>1839</b>	<b>154</b>	<b>Atreyu Trimmer</b>	<b>DIV05</b>								
			Singles			324	102	80	96	278	324	602
			Doubles			324	89	90	131	310	324	634
			Teams			324	105	85	89	279	324	603
					<b>99</b>	<b>972</b>				<b>867</b>	<b>972</b>	<b>1839</b>
<b>15</b>	<b>1811</b>	<b>72</b>	<b>Gabriel Cozens</b>	<b>DIV05</b>								
			Singles			339	84	92	82	258	339	597
			Doubles			339	90	89	104	283	339	622
			Teams			339	65	92	96	253	339	592
					<b>94</b>	<b>1017</b>				<b>794</b>	<b>1017</b>	<b>1811</b>
<b>16</b>	<b>1808</b>	<b>150</b>	<b>Evan Larson</b>	<b>DIV05</b>								
			Singles			333	91	101	89	281	333	614
			Doubles			333	96	88	107	291	333	624
			Teams			333	103	63	71	237	333	570
					<b>96</b>	<b>999</b>				<b>809</b>	<b>999</b>	<b>1808</b>


**All Event #1 - Handicap Results Division 6: DIV06 -- Handicap Result**

 All Event #1 Division 6: DIV06B

Event Place	HDCP Total	Entry Num	Bowler Name	Div	Avg	HDCP	Game -1-	Game -2-	Game -3-	Total	HDCP Total	Series HDCP
1	1970	64	Ryder Muscott	DIV06								
			Singles			405	62	81	66	209	405	614
			Doubles			405	78	107	84	269	405	674
			Teams			405	98	105	74	277	405	682
					70	1215				755	1215	1970
2	1958	130	Miles Aguirre	DIV06								
			Singles			402	71	112	51	234	402	636
			Doubles			402	101	100	82	283	402	685
			Teams			402	85	56	94	235	402	637
					71	1206				752	1206	1958
3	1935	136	Forrest Sims	DIV06								
			Singles			375	76	107	73	256	375	631
			Doubles			375	96	121	61	278	375	653
			Teams			375	109	84	83	276	375	651
					81	1125				810	1125	1935
4	1906	105	Kenneth Anderson	DIV06								
			Singles			369	90	104	72	266	369	635
			Doubles			369	91	111	84	286	369	655
			Teams			369	63	111	73	247	369	616
					83	1107				799	1107	1906
5	1894	24	Elijah Roel	DIV06								
			Singles			444	59	81	65	205	444	649
			Doubles			444	45	59	39	143	444	587
			Teams			444	82	85	47	214	444	658
					55	1332				562	1332	1894
6	1893	94	Elijah Painter	DIV06								
			Singles			432	56	68	59	183	432	615
			Doubles			432	53	93	66	212	432	644
			Teams			432	56	76	70	202	432	634
					59	1296				597	1296	1893
7	1876	95	Adam Tegeler	DIV06								
			Singles			477	41	53	50	144	477	621
			Doubles			477	54	45	55	154	477	631
			Teams			477	79	38	30	147	477	624
					43	1431				445	1431	1876
8	1840	137	Arcadio Ayala	DIV06								
			Singles			459	47	49	56	152	459	611
			Doubles			459	31	72	45	148	459	607
			Teams			459	64	36	63	163	459	622
					49	1377				463	1377	1840
9	1836	151	Kaleb White	DIV06								
			Singles			405	57	71	61	189	405	594
			Doubles			405	46	57	73	176	405	581
			Teams			405	74	114	68	256	405	661
					70	1215				621	1215	1836
10	1818	71	Raen Mueller	DIV06								
			Singles			381	99	74	76	249	381	630
			Doubles			381	70	66	73	209	381	590
			Teams			381	56	55	106	217	381	598
					78	1143				675	1143	1818
11	1808	138	Karson Emler	DIV06								
			Singles			369	107	82	74	263	369	632
			Doubles			369	83	81	87	251	369	620
			Teams			369	68	62	57	187	369	556

Event Place	HDCP Total	Entry Num	Bowler Name	Div	Avg	HDCP	Game -1-	Game -2-	Game -3-	Total	HDCP Total	Series HDCP
					<b>83</b>	<b>1107</b>				<b>701</b>	<b>1107</b>	<b>1808</b>
<b>11</b>	<b>1808</b>	<b>4</b>	<b>Henry Bame</b>	<b>DIV06</b>								
			Singles			390	67	72	58	197	390	587
			Doubles			390	72	53	75	200	390	590
			Teams			390	79	83	79	241	390	631
					<b>75</b>	<b>1170</b>				<b>638</b>	<b>1170</b>	<b>1808</b>
<b>13</b>	<b>1801</b>	<b>96</b>	<b>Asher Carr</b>	<b>DIV06</b>								
			Singles			432	78	46	68	192	432	624
			Doubles			432	44	66	61	171	432	603
			Teams			432	53	33	56	142	432	574
					<b>60</b>	<b>1296</b>				<b>505</b>	<b>1296</b>	<b>1801</b>
<b>14</b>	<b>1794</b>	<b>131</b>	<b>Liam Travis</b>	<b>DIV06</b>								
			Singles			408	54	83	59	196	408	604
			Doubles			408	78	75	43	196	408	604
			Teams			408	43	64	71	178	408	586
					<b>68</b>	<b>1224</b>				<b>570</b>	<b>1224</b>	<b>1794</b>


**All Event #1 - Handicap Results Division 7: DIV07 -- Handicap Result**

 All Event #1 Division 7: DIV07G

Event Place	HDCP Total	Entry Num	Bowler Name	Div	Avg	HDCP	Game -1-	Game -2-	Game -3-	Total	HDCP Total	Series HDCP
1	2022	10	<b>Vyctorya Ponce</b>	DIV07								
			Singles			243	134	169	144	447	243	690
			Doubles			243	127	174	158	459	243	702
			Teams			243	127	129	131	387	243	630
					<b>130</b>	<b>729</b>				<b>1293</b>	<b>729</b>	<b>2022</b>
2	1977	19	<b>Donnita Wass</b>	DIV07								
			Singles			219	140	158	156	454	219	673
			Doubles			219	169	155	121	445	219	664
			Teams			219	144	136	141	421	219	640
					<b>138</b>	<b>657</b>				<b>1320</b>	<b>657</b>	<b>1977</b>
3	1969	36	<b>Savannah Hudgins</b>	DIV07								
			Singles			234	143	161	143	447	234	681
			Doubles			234	142	97	161	400	234	634
			Teams			234	162	133	125	420	234	654
					<b>133</b>	<b>702</b>				<b>1267</b>	<b>702</b>	<b>1969</b>
4	1945	40	<b>Jenessa Hernandez</b>	DIV07								
			Singles			72	221	214	216	651	72	723
			Doubles			72	186	194	196	576	72	648
			Teams			72	175	146	181	502	72	574
					<b>193</b>	<b>216</b>				<b>1729</b>	<b>216</b>	<b>1945</b>
5	1905	62	<b>Alena Camacho</b>	DIV07								
			Singles			228	129	113	105	347	228	575
			Doubles			228	148	167	183	498	228	726
			Teams			228	118	143	115	376	228	604
					<b>135</b>	<b>684</b>				<b>1221</b>	<b>684</b>	<b>1905</b>
5	1905	75	<b>Mia Pascual</b>	DIV07								
			Singles			216	165	146	167	478	216	694
			Doubles			216	159	128	100	387	216	603
			Teams			216	127	126	139	392	216	608
					<b>140</b>	<b>648</b>				<b>1257</b>	<b>648</b>	<b>1905</b>
7	1896	116	<b>Aaliyah Gibson</b>	DIV07								
			Singles			246	137	110	135	382	246	628
			Doubles			246	119	137	146	402	246	648
			Teams			246	106	122	146	374	246	620
					<b>128</b>	<b>738</b>				<b>1158</b>	<b>738</b>	<b>1896</b>
8	1893	45	<b>Kylie Smith</b>	DIV07								
			Singles			99	181	195	151	527	99	626
			Doubles			99	171	178	184	533	99	632
			Teams			99	155	205	176	536	99	635
					<b>183</b>	<b>297</b>				<b>1596</b>	<b>297</b>	<b>1893</b>
9	1883	60	<b>Emilee Elzy</b>	DIV07								
			Singles			225	151	149	145	445	225	670
			Doubles			225	115	112	128	355	225	580
			Teams			225	134	135	139	408	225	633
					<b>136</b>	<b>675</b>				<b>1208</b>	<b>675</b>	<b>1883</b>
10	1860	50	<b>Kaylee Redus</b>	DIV07								
			Singles			222	102	118	170	390	222	612
			Doubles			222	137	135	129	401	222	623
			Teams			222	148	141	114	403	222	625
					<b>137</b>	<b>666</b>				<b>1194</b>	<b>666</b>	<b>1860</b>
11	1859	56	<b>Khia Dunbar</b>	DIV07								
			Singles			180	166	142	157	465	180	645
			Doubles			180	148	131	137	416	180	596
			Teams			180	141	155	142	438	180	618

Event Place	HDCP Total	Entry Num	Bowler Name	Div	Avg	HDCP	Game -1-	Game -2-	Game -3-	Total	HDCP Total	Series HDCP
					<b>153</b>	<b>540</b>				<b>1319</b>	<b>540</b>	<b>1859</b>
<b>12</b>	<b>1839</b>	<b>139</b>	<b>Emily Dominick</b>	<b>DIV07</b>								
			Singles			210	152	126	175	453	210	663
			Doubles			210	109	146	140	395	210	605
			Teams			210	126	114	121	361	210	571
					<b>142</b>	<b>630</b>				<b>1209</b>	<b>630</b>	<b>1839</b>
<b>13</b>	<b>1801</b>	<b>42</b>	<b>Hailey Havel</b>	<b>DIV07</b>								
			Singles			156	132	159	151	442	156	598
			Doubles			156	166	141	133	440	156	596
			Teams			156	126	136	189	451	156	607
					<b>162</b>	<b>468</b>				<b>1333</b>	<b>468</b>	<b>1801</b>
<b>14</b>	<b>1786</b>	<b>11</b>	<b>Jennalynn King</b>	<b>DIV07</b>								
			Singles			189	133	131	131	395	189	584
			Doubles			189	144	144	136	424	189	613
			Teams			189	117	132	151	400	189	589
					<b>150</b>	<b>567</b>				<b>1219</b>	<b>567</b>	<b>1786</b>
<b>15</b>	<b>1684</b>	<b>12</b>	<b>Maddison Boharsik</b>	<b>DIV07</b>								
			Singles			198	128	127	103	358	198	556
			Doubles			198	133	106	147	386	198	584
			Teams			198	135	97	114	346	198	544
					<b>146</b>	<b>594</b>				<b>1090</b>	<b>594</b>	<b>1684</b>

**All Event #1 - Handicap Results Division 8: DIV08 -- Handicap Result**

 All Event #1 Division 8: DIV08G

Event Place	HDCP Total	Entry Num	Bowler Name	Div	Avg	HDCP	Game -1-	Game -2-	Game -3-	Total	HDCP Total	Series HDCP
1	2055	20	<b>Tatum Geiger</b>	DIV08								
			Singles			297	133	127	165	425	297	722
			Doubles			297	123	99	161	383	297	680
			Teams			297	94	124	138	356	297	653
					<b>109</b>	<b>891</b>				<b>1164</b>	<b>891</b>	<b>2055</b>
2	2049	18	<b>Kinza McLaren</b>	DIV08								
			Singles			351	85	112	121	318	351	669
			Doubles			351	121	92	131	344	351	695
			Teams			351	83	95	156	334	351	685
					<b>90</b>	<b>1053</b>				<b>996</b>	<b>1053</b>	<b>2049</b>
3	2011	15	<b>Mary Johnson</b>	DIV08								
			Singles			357	106	85	117	308	357	665
			Doubles			357	94	102	123	319	357	676
			Teams			357	97	103	113	313	357	670
					<b>87</b>	<b>1071</b>				<b>940</b>	<b>1071</b>	<b>2011</b>
4	1995	85	<b>Hannah Arsenault</b>	DIV08								
			Singles			303	138	82	131	351	303	654
			Doubles			303	141	106	144	391	303	694
			Teams			303	138	130	76	344	303	647
					<b>107</b>	<b>909</b>				<b>1086</b>	<b>909</b>	<b>1995</b>
5	1992	103	<b>Aubrionna Anderson</b>	DIV08								
			Singles			252	128	111	123	362	252	614
			Doubles			252	173	115	118	406	252	658
			Teams			252	177	159	132	468	252	720
					<b>126</b>	<b>756</b>				<b>1236</b>	<b>756</b>	<b>1992</b>
6	1976	115	<b>Kylee Nelson</b>	DIV08								
			Singles			297	109	126	130	365	297	662
			Doubles			297	131	129	98	358	297	655
			Teams			297	97	145	120	362	297	659
					<b>110</b>	<b>891</b>				<b>1085</b>	<b>891</b>	<b>1976</b>
7	1962	26	<b>Madilynn Rhoades</b>	DIV08								
			Singles			336	107	95	94	296	336	632
			Doubles			336	89	115	119	323	336	659
			Teams			336	107	109	119	335	336	671
					<b>95</b>	<b>1008</b>				<b>954</b>	<b>1008</b>	<b>1962</b>
8	1942	86	<b>Haley Arsenault</b>	DIV08								
			Singles			321	121	114	138	373	321	694
			Doubles			321	114	144	74	332	321	653
			Teams			321	91	97	86	274	321	595
					<b>101</b>	<b>963</b>				<b>979</b>	<b>963</b>	<b>1942</b>
9	1917	13	<b>Makayla Barnes</b>	DIV08								
			Singles			264	115	112	100	327	264	591
			Doubles			264	150	146	110	406	264	670
			Teams			264	106	127	159	392	264	656
					<b>122</b>	<b>792</b>				<b>1125</b>	<b>792</b>	<b>1917</b>
10	1904	28	<b>Lynette Craig</b>	DIV08								
			Singles			297	86	97	113	296	297	593
			Doubles			297	84	127	103	314	297	611
			Teams			297	130	133	140	403	297	700
					<b>109</b>	<b>891</b>				<b>1013</b>	<b>891</b>	<b>1904</b>
11	1901	145	<b>Chloe Yamada</b>	DIV08								
			Singles			333	104	111	87	302	333	635
			Doubles			333	84	63	125	272	333	605
			Teams			333	117	118	93	328	333	661



Event Place	HDCP Total	Entry Num	Bowler Name	Div	Avg	HDCP	Game -1-	Game -2-	Game -3-	Total	HDCP Total	Series HDCP
					96	999				902	999	1901
12	1894	8	Alexa Azurmendi	DIV08								
			Singles			291	113	113	144	370	291	661
			Doubles			291	61	100	167	328	291	619
			Teams			291	82	141	100	323	291	614
					112	873				1021	873	1894
13	1877	35	Kiana Cipra	DIV08								
			Singles			318	120	106	104	330	318	648
			Doubles			318	90	105	86	281	318	599
			Teams			318	102	106	104	312	318	630
					102	954				923	954	1877
14	1852	119	Marissa Haynes	DIV08								
			Singles			297	135	76	110	321	297	618
			Doubles			297	109	108	108	325	297	622
			Teams			297	92	112	111	315	297	612
					110	891				961	891	1852
15	1846	127	Austynbree Bushell	DIV08								
			Singles			342	92	109	132	333	342	675
			Doubles			342	98	69	64	231	342	573
			Teams			342	79	87	90	256	342	598
					93	1026				820	1026	1846
16	1842	92	Maci Barkdull	DIV08								
			Singles			282	127	98	127	352	282	634
			Doubles			282	116	112	83	311	282	593
			Teams			282	101	79	153	333	282	615
					115	846				996	846	1842
17	1825	17	Nevaeh Kaylor	DIV08								
			Singles			276	88	97	105	290	276	566
			Doubles			276	157	140	109	406	276	682
			Teams			276	98	85	118	301	276	577
					117	828				997	828	1825
18	1820	23	Lilly Gonzales	DIV08								
			Singles			357	71	61	73	205	357	562
			Doubles			357	84	76	91	251	357	608
			Teams			357	90	108	95	293	357	650
					87	1071				749	1071	1820
19	1817	99	Kaylee Washburn	DIV08								
			Singles			297	77	82	97	256	297	553
			Doubles			297	80	115	94	289	297	586
			Teams			297	146	120	115	381	297	678
					109	891				926	891	1817
20	1764	114	Deziraе Hastings	DIV08								
			Singles			330	66	98	89	253	330	583
			Doubles			330	67	60	110	237	330	567
			Teams			330	79	86	119	284	330	614
					97	990				774	990	1764
21	1735	149	Arden Hippchen	DIV08								
			Singles			288	108	91	93	292	288	580
			Doubles			288	90	81	82	253	288	541
			Teams			288	134	100	92	326	288	614
					113	864				871	864	1735
22	1731	91	Aria Carr	DIV08								
			Singles			312	97	113	90	300	312	612

Event	HDCP	Entry		Game	Game	Game	HDCP	Series				
Place	Total	Num	Bowler Name	Div	Avg	HDCP	-1-	-2-	-3-	Total	Total	HDCP
			Doubles			312	69	73	84	226	312	538
			Teams			312	83	88	98	269	312	581
					<b>104</b>	<b>936</b>				<b>795</b>	<b>936</b>	<b>1731</b>

Event Place	HDCP Total	Entry Num	Bowler Name	Div	Avg	HDCP	Game -1-	Game -2-	Game -3-	Total	HDCP Total	Series HDCP
-------------	------------	-----------	-------------	-----	-----	------	----------	----------	----------	-------	------------	-------------

**All Event #1 - Handicap Results Division 9: DIV09 -- Handicap Result**

**All Event #1 Division 9: DIV09G**

Event Place	HDCP Total	Entry Num	Bowler Name	Div	Avg	HDCP	Game -1-	Game -2-	Game -3-	Total	HDCP Total	Series HDCP
1	1974	90	Lily Smith	DIV09								
			Singles			381	59	97	118	274	381	655
			Doubles			381	111	112	107	330	381	711
			Teams			381	77	53	97	227	381	608
					<b>78</b>	<b>1143</b>				<b>831</b>	<b>1143</b>	<b>1974</b>
2	1941	126	Ady Ayala	DIV09								
			Singles			411	61	67	96	224	411	635
			Doubles			411	59	86	81	226	411	637
			Teams			411	83	119	56	258	411	669
					<b>67</b>	<b>1233</b>				<b>708</b>	<b>1233</b>	<b>1941</b>
3	1923	142	McKenzie Haylett	DIV09								
			Singles			369	97	85	100	282	369	651
			Doubles			369	103	99	82	284	369	653
			Teams			369	73	92	85	250	369	619
					<b>83</b>	<b>1107</b>				<b>816</b>	<b>1107</b>	<b>1923</b>
4	1910	3	Rilynn Bame	DIV09								
			Singles			417	85	70	64	219	417	636
			Doubles			417	74	97	51	222	417	639
			Teams			417	75	62	81	218	417	635
					<b>65</b>	<b>1251</b>				<b>659</b>	<b>1251</b>	<b>1910</b>
5	1897	38	Adaline Clark	DIV09								
			Singles			366	83	90	83	256	366	622
			Doubles			366	81	123	60	264	366	630
			Teams			366	83	111	85	279	366	645
					<b>84</b>	<b>1098</b>				<b>799</b>	<b>1098</b>	<b>1897</b>
6	1892	125	Kinzley Chatwin	DIV09								
			Singles			456	64	56	52	172	456	628
			Doubles			456	79	68	68	215	456	671
			Teams			456	48	28	61	137	456	593
					<b>51</b>	<b>1368</b>				<b>524</b>	<b>1368</b>	<b>1892</b>
7	1871	73	Vivian Cozens	DIV09								
			Singles			399	74	96	84	254	399	653
			Doubles			399	65	60	62	187	399	586
			Teams			399	86	63	84	233	399	632
					<b>72</b>	<b>1197</b>				<b>674</b>	<b>1197</b>	<b>1871</b>
8	1864	147	Maggie Olofson	DIV09								
			Singles			468	66	40	42	148	468	616
			Doubles			468	60	60	64	184	468	652
			Teams			468	36	45	47	128	468	596
					<b>46</b>	<b>1404</b>				<b>460</b>	<b>1404</b>	<b>1864</b>
9	1851	93	Sasha Gorden	DIV09								
			Singles			477	28	42	46	116	477	593
			Doubles			477	75	47	44	166	477	643
			Teams			477	47	48	43	138	477	615
					<b>43</b>	<b>1431</b>				<b>420</b>	<b>1431</b>	<b>1851</b>
10	1836	27	Jolyne Craig	DIV09								
			Singles			408	63	48	76	187	408	595
			Doubles			408	73	98	68	239	408	647
			Teams			408	61	72	53	186	408	594
					<b>68</b>	<b>1224</b>				<b>612</b>	<b>1224</b>	<b>1836</b>

Event Place	HDCP Total	Entry Num	Bowler Name	Div	Avg	HDCP	Game -1-	Game -2-	Game -3-	Total	HDCP Total	Series HDCP
11	1743	148	<b>Lexi Silva</b>	DIV09								
			Singles			360	53	65	67	185	360	545
			Doubles			360	74	60	105	239	360	599
			Teams			360	73	85	81	239	360	599
					<b>86</b>	<b>1080</b>				<b>663</b>	<b>1080</b>	<b>1743</b>
12	1230	113	<b>Rylee Ward</b>	DIV09								
			Singles			NA				XXX		
			Doubles			360	103	103	74	280	360	640
			Teams			360	83	79	68	230	360	590
					<b>86</b>	<b>720</b>				<b>510</b>	<b>720</b>	<b>1230</b>
13	1216	146	<b>Caroline Yamada</b>	DIV09								
			Singles			NA				XXX		
			Doubles			504	28	28	61	117	504	621
			Teams			504	41	12	38	91	504	595
					<b>33</b>	<b>1008</b>				<b>208</b>	<b>1008</b>	<b>1216</b>